







Dressing selection for Veraflo™ Therapy

Understand the differences between the three dressing categories that support negative pressure wound therapy (NPWT) with instillation and dwell.

	Veraflo Cleanse Choice™ Dressing Kit 	Veraflo Cleanse™ Dressing Kit 	Veraflo™ Dressing Kit 
Purpose	<ul style="list-style-type: none"> Hydromechanical debridement and promotion of granulation tissue growth 	<ul style="list-style-type: none"> General wound cleansing for complex geometries 	<ul style="list-style-type: none"> General wound cleansing
Wound treatment goal	<ul style="list-style-type: none"> Cleansing by facilitating removal of wound exudate and infectious material Granulation tissue formation Extract non-viable tissue 	<ul style="list-style-type: none"> Cleansing and granulation tissue formation Fill explored tunnels & undermining with a rod shaped foam with perforations for easy separation 	<ul style="list-style-type: none"> Cleansing and granulation tissue formation
Dressing indication statement	<ul style="list-style-type: none"> Provides hydromechanical debridement of infectious materials, non-viable tissue and wound debris Reduces the number of surgical debridements required, while promoting granulation tissue formation, creating an environment that promotes wound healing 	<ul style="list-style-type: none"> Provides vacuum assisted drainage and controlled delivery of topical wound treatment solutions and suspensions over the wound bed 	<ul style="list-style-type: none"> Provides vacuum assisted drainage and controlled delivery of topical wound treatment solutions and suspensions over the wound bed
Debridement required when eschar/necrotic tissue present before applying dressing?	No, but crosshatch eschar before applying therapy for optimal results	Yes	Yes
Sizes and SKU	<ul style="list-style-type: none"> Medium: ULTVCC05MD Large: ULTVCC05LG 	<ul style="list-style-type: none"> Medium: ULTVCL05MD 	<ul style="list-style-type: none"> Small: ULTVFL05SM Medium: ULTVFL05MD Large: ULTVFL05LG

Refer to each dressing's instructions for use. Please contact your local representative.

	Veraflo Cleanse Choice™ Dressing Kit 	Veraflo Cleanse™ Dressing Kit 	Veraflo Dressing Kit 
Foam composition and dressing components	<p>Medium: Blue compressed single piece block foam with a circular hole pattern contact layer</p> <ul style="list-style-type: none"> • 18.0 cm x 12.5 cm x 1.6 cm • 3 sheets Veraflo™ Drape • 1 VeraT.R.A.C.™ Pad • 4pk Cavilon™ No Sting Barrier Film • 1 disposable ruler/foam quantity label <p>Large: Blue compressed block foam in three pre-slit layers: a circular hole pattern contact layer plus two cover layers (thin and thick)</p> <ul style="list-style-type: none"> • 25.6 cm x 15.0 cm x varying thicknesses (0.8 cm – 1.6 cm) • 6 sheets Veraflo Drape • 1 VeraT.R.A.C.™ Duo Pad • 5pk Cavilon No Sting Barrier Film • 1 disposable ruler/foam quantity label 	<p>Medium: Gray compressed tubular coiled foam</p> <ul style="list-style-type: none"> • 61 x 3.2 cm diameter • 3 sheets Veraflo Drape • 1 VeraT.R.A.C. Pad • 2pk Cavilon No Sting Barrier Film • 1 disposable ruler/foam quantity label 	<p>Small: Black spiral-cut foam, not compressed</p> <ul style="list-style-type: none"> • 11.2 x 7.7 x 1.8 cm per piece (2 pieces spiral) • Each piece: 24 cm uncoiled; 18 cm long bridge • 2 sheets Veraflo Drape • 1 VeraT.R.A.C. Pad • 1pk Cavilon No Sting Barrier Film • 1 disposable ruler/foam quantity label <p>Medium: Black spiral-cut foam, not compressed</p> <ul style="list-style-type: none"> • 17.4 x 14.7 x 1.8 cm per piece (2 pieces spiral) • Each piece: 80 cm uncoiled; 74 cm long bridge • 3 sheets Veraflo Drape • 1 VeraT.R.A.C. Pad • 2pk Cavilon No Sting Barrier Film • 1 disposable ruler/foam quantity label <p>Large: Black block foam pre slit into two layers, not compressed</p> <ul style="list-style-type: none"> • 25.6 x 15.0 x 1.6 cm per piece (oval - 2 pieces) • 5 sheets Veraflo Drape • 1 VeraT.R.A.C. Duo Pad; 4pk Cavilon No Sting Barrier Film • 1 disposable ruler/foam quantity label
Compatible with automated topical solution instillation through Smart Instill™ Feature?	Yes	Yes	Yes
Fill assist start points	<ul style="list-style-type: none"> • Medium: 66 mL • Large: 150 mL (1.6 cm cover layer); 75 mL (0.8 cm cover layer); 42 mL (0.8 cm wound contact layer) 	<ul style="list-style-type: none"> • Medium: 65-130 mL (1/2 rod); 130-250 mL (full rod) 	<ul style="list-style-type: none"> • Small: 12-80 mL (1 piece); 26-160 mL (2 pieces) • Medium: 38-240 mL (1 piece); 80-450 mL (2 pieces) • Large: 55-350 mL (1 piece); 110-500 mL (2 pieces)

Learn more at [solventum.com](https://www.solventum.com)

KCI Medical Limited

Charnwood Campus
10 Bakewell Road
Loughborough, LE11 5RB
United Kingdom
Phone +44 (0)1509 611 611

KCI Medical Limited

Citywest Business Campus
2050 Orchard Avenue
Dublin 24
Ireland
Phone 1800 333 377

Refer to each dressing's instructions for use.

Note: Specific indications, contraindications, warnings, precautions and safety information exist for these products and therapies. Please consult a clinician and product instructions for use prior to application. This material is intended for healthcare professionals.

© Solventum 2026. Solventum, the S logo and V.A.C. are trademarks of Solventum or its affiliates. Other trademarks are the property of their respective owners. UK_EN_70-2013-1242-1