



# Orthodontic Product Catalog



# Creating success for patients and your practice.

The orthodontic business and treatment models are changing. Patients have more choices than ever, and they're playing an active role when it comes to their treatment plans. At the same time, emerging technology is driving innovation and new efficiencies in the practice of orthodontics.

In the midst of this change, your goal remains the same—creating beautiful, confident smiles that will last your patients a lifetime.

Self-Ligating Appliances

1

Ceramic Brackets

2

Metal Brackets

3

Buccal Tubes

4

Bands and Attachments

5

Hand Instruments

6

Adhesives

7

Auxiliary Products and Accessories

8

# Table of Contents

## Section 1 – Table of Contents

SmartClip™ SL3 Self-Ligating Appliance System .....	<b>1.2</b>
Victory Series™ Active Self-Ligating Brackets.....	<b>1.6</b>
Clarity™ Ultra Self-Ligating Brackets .....	<b>1.8</b>

## 1.2 Self-Ligating Appliances

### SmartClip™ SL3 Self-Ligating Appliance System

#### Design

Smooth radius surface for enhanced patient comfort  
Notched tie-wings for additional bicuspid identification Low profile self-ligating bracket  
Torque-in-base for level slot line up and improved finishing

#### Familiar bracket

Twin shape bracket with rhomboidal design  
Color-coded quadrant ID system

#### Alignment

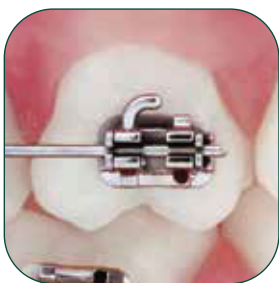
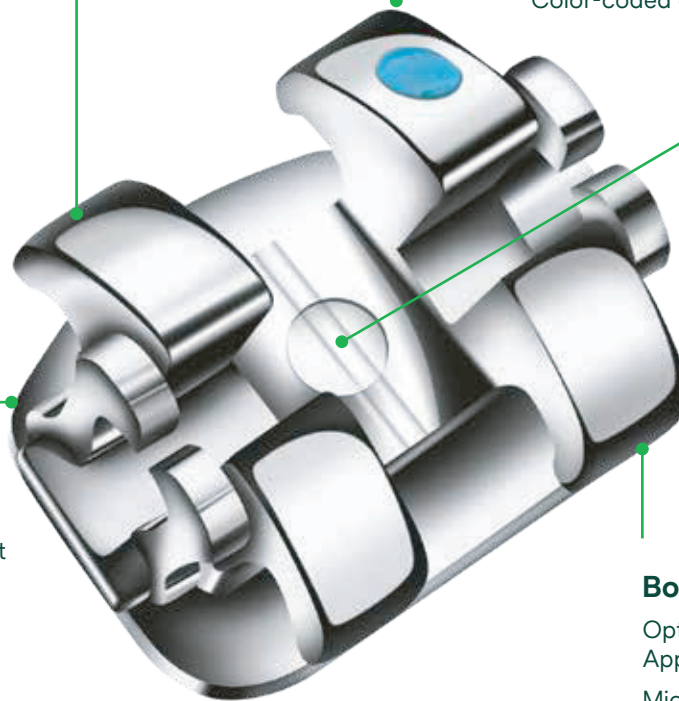
Vertical scribe line for more accurate bracket placement

#### Intelligent SL3 clip

Enhanced for easy wire engagement and disengagement  
Pre-programmed “release” of the archwire Open, clean design for patient hygiene  
Precisely finished nickel - titanium

#### Bonding

Optional APC™ Adhesive Coated Appliance System  
Micro-etched 3-point contact base surface for anatomical contouring



Available molar brackets for a complete 6 x 6 system

The SmartClip™ Self-Ligating Appliance System revolutionizes self-ligation. An integral nickel-titanium clip permits easy and simple archwire insertion and removal, yet holds the archwire with a pre-programmed force that avoids unintentional disengagement. The SmartClip™ Bracket also features a familiar twin-bracket design and is available in several prescriptions. Choose either the APC™ II Adhesive Coated Appliance System, the APC™ PLUS Adhesive Coated Appliance System with color change adhesive, or the APC™ Flash-Free Adhesive Coated Appliance System for enhanced bonding efficiency. These features, exclusively together in the SmartClip Appliance System, combine to bring greater efficiencies and more predictable outcomes to orthodontic treatment.

SmartClip™ SL3 Brackets available with:

**APC™ Flash-Free Adhesive**  
Also available with APC™ II and APC™ Plus Adhesive pre-coating.

**MBT™ Versatile+  
Appliance System**

## SmartClip™ SL3 Self-Ligating Appliance System

### MBT™ Versatile+ Appliance System Prescription

MAXILLARY			IN/OUT		Part Number – .018 in.		Offset	Part Number – .022 in.		Offset
Tooth	Torque	Angulation	in.	mm	L	R		L	R	
Central	22	4	0.04	1.02	004-401**	004-402**		004-501	004-502	
Central	17	4	0.04	1.02	004-201	004-202		004-301	004-302	
Lateral	10	8	0.05	1.27	004-203	004-204		004-303	004-304	
Cuspid HK	-7	8	0.032	0.81	004-209	004-210		004-309	004-310	
Cuspid	0	8	0.032	0.81	004-211	004-212		-	-	
Cuspid HK	0	8	0.032	0.81	004-213	004-214		004-313	004-314	
Bicuspid Universal	-7	0	0.036	0.91	004-215		0****	004-315		0
Bicuspid HK	-7	0	0.036	0.91	004-217	004-218		004-317	004-318	0
1st Molar with Tie-wings	-14	10 (Distal Offset)			004-6011	004-6022		004-7011	004-7022	
MANDIBULAR			IN/OUT		Part Number – .018 in.		Offset	Part Number – .022 in.		Offset
Tooth	Torque	Angulation	in.	mm	L	R		L	R	
Anterior	-6	0	0.06	1.52	004-229			004-329		
Cuspid HK	-6	3	0.03	0.76	004-233	004-234		004-333	004-334	
Cuspid	0	3	0.03	0.76	-	-		004-335**	004-336**	
Cuspid HK	0	3	0.03	0.76	004-237	004-238		004-337	004-338	
1st Bicuspid	-12	2	0.038	0.97	004-239	004-240	0	004-339	004-340	
1st Bicuspid HK	-12	2	0.038	0.97	004-241	004-242	0	004-341	004-342	0
1st Bicuspid	-12	2	0.038	0.97	004-239	004-240	0	004-339	004-340	0
1st Bicuspid HK	-12	2	0.038	0.97	004-241	004-242	0	004-341	004-342	0
1st Molar with Tie-wings	-20	0 (Distal Offset)			004-6033	004-6044		004-7033	004-7044	

\*Solventum version of this prescription. No endorsement by the Doctor is implied.

\*\*Available Uncoated only.

\*\*\*Available Uncoated and with APC™ II Adhesive only.

\*\*\*\*Not available with APC™ Plus Adhesive.

Adding Prefix "3" is APC™ II Adhesive System

Adding Prefix "5" is APC™ PLUS Adhesive System

Adding Prefix "4" is APC™ Flash-Free Adhesive System

Single Patient Kits	Part Number	Part Number	Rx
Single Patient Kits – 6×6	.018 in.	.022 in.	
U/L 6×6 Cuspid HK	-	004-127*	MBT
U/L 6×6 HK	-	004-128	MBT
U/L 6×6 0° Torque Cuspid Cuspid HK	004-110**	004-130	MBT
U/L 6×6 0° Torque Cuspid HK	-	004-131***	MBT

\*Available Uncoated and with APC™ II Adhesive Kits only.

\*\*Available Uncoated and with APC™ Flash-Free Adhesive only.

\*\*\*Available Uncoated and with APC™ PLUS Adhesive Kits only.

Adding Prefix "3" is APC™ II System  
Example: 3004-106

Adding Prefix "5" is APC™ PLUS System  
Example: 5004-106

Adding Prefix "4" is APC™ Flash-Free System  
Example: 4004-106

#### Note

APC™ System brackets sold in units of five. APC™ System molar appliances sold in units of four.

# 1.4 Self-Ligating Appliances

## SmartClip™ SL3 Self-Ligating Appliance System

### Roth Prescription

MAXILLARY			IN/OUT		Part Number – .018 in.		Offset	Part Number – .022 in.		Offset
Tooth	Torque	Angulation	in.	mm	L	R		L	R	
Central	12	3	0.04	1.02	004-405	004-406		004-505	004-506	
Lateral	5	8	0.05	1.27	004-409	004-410		004-509	004-510	
Cuspid	0	8	0.032	0.81	004-211	004-212		-	-	
Cuspid HK	0	8	0.032	0.81	004-213	004-214		004-313	004-314	
Bicuspid Universal Offset	-9	0	0.036	0.91	004-4190***			-		
Bicuspid Universal	-7	0	0.036	0.91	004-215		0****	004-315		0
Bicuspid HK	-7	0	0.036	0.91	004-217	004-218	0	004-317	004-318	0
1st Molar with Tie-wings	-14	10 (Distal Offset)			004-6011	004-6022		004-7011	004-7022	
MANDIBULAR			IN/OUT		Part Number – .018 in.		Offset	Part Number – .022 in.		Offset
Tooth	Torque	Angulation	in.	mm	L	R		L	R	
Anterior	-1	0	0.06	1.52	004-431			004-531		
Cuspid HK	-6	3	0.03	0.76	004-233	004-234		004-333	004-334	
Cuspid HK	-3	3	0.03	0.76	004-439	004-440		004-539	004-540	
1st Bicuspid	-12	2	0.038	0.97	004-239	004-240	0	004-339	004-340	
1st Bicuspid HK	-12	2	0.038	0.97	004-241	004-242	0	004-341	004-342	0
1st Bicuspid	-12	2	0.038	0.97	004-239	004-240	0	004-339	004-340	
1st Bicuspid HK	-12	2	0.038	0.97	004-241	004-242	0	004-341	004-342	0
1st Molar with Tie-wings	-20	0 (Distal Offset)			004-6033	004-6044		004-7033	004-7044	

Adding Prefix "3" is APC™ II Adhesive System

Adding Prefix "5" is APC™ PLUS Adhesive System

Adding Prefix "4" is APC™ Flash-Free Adhesive System

\*Solventum version of this prescription. No endorsement by the Doctor is implied.

\*\*Available Uncoated only.

\*\*\*Available Uncoated and with APC™ II Adhesive only.

\*\*\*\*Not available with APC™ Plus Adhesive.

#### Note

APC™ System brackets sold in units of five.

APC™ System molar appliances sold in units of four.

## SmartClip™ SL3 Self-Ligating Appliance System High Torque Prescription

MAXILLARY			IN/OUT		Part Number – .018 in.		Offset	Part Number – .022 in.		Offset
Tooth	Torque	Angulation	in.	mm	L	R		L	R	
Central	22	5	0.04	1.02	004-403	004-404		004-503	004-504	
Central	22	4	0.04	1.02	004-401**	004-402**		004-501	004-502	
Lateral	15	9	0.05	1.27	004-407	004-408		004-507	004-508	
Cuspid HK	6	8	0.032	0.81	004-413	004-414		004-513	004-514	
Bicuspid Universal	-4	0	0.036	0.91	004-425			004-525		
Bicuspid HK	-4	0	0.036	0.91	004-427	004-429	0	004-527	004-529	0
1st Molar with Tie-wings	-14	10 (Distal Offset)			004-6011	004-6022		004-7011	004-7022	
MANDIBULAR			IN/OUT		Part Number – .018 in.		Offset	Part Number – .022 in.		Offset
Tooth	Torque	Angulation	in.	mm	L	R		L	R	
Anterior	3	0	0.06	1.52	004-432			004-532		
Cuspid HK	7	3	0.03	0.76	004-435	004-436		004-535	004-536	
1st Bicuspid	-12	2	0.038	0.97	004-239	004-240	0	004-339	004-340	0
1st Bicuspid HK	-12	2	0.038	0.97	004-241	004-242	0	004-341	004-342	0
1st Bicuspid	-12	2	0.038	0.97	004-239	004-240	0	004-339	004-340	0
1st Bicuspid HK	-12	2	0.038	0.97	004-241	004-242	0	004-341	004-342	0
1st Molar with Tie-wings	-20	0 (Distal Offset)			004-6033	004-6044		004-7033	004-7044	
Adding Prefix "3" is APC™ II Adhesive System										
Adding Prefix "5" is APC™ PLUS Adhesive System										
Adding Prefix "4" is APC™ Flash-Free Adhesive System										

\*Solventum version of this prescription. No endorsement by the Doctor is implied.  
 \*\*Available Uncoated and with APC™ Flash-Free Adhesive only.  
 \*\*\*Available in Uncoated Kit only.

Single Patient Kits	Part Number	Part Number	Rx
Single Patient Kits – 5×5	.018 in.	.022 in.	
U/L 5×5	-	004-120**	MBT
U/L 5×5 Cuspid HK	004-101**	004-121	MBT
U/L 5×5 HK	004-102	004-122	MBT
U/L 5×5 0° Torque Cuspid Cuspid	-	004-123***	MBT
U/L 5×5 0° Torque Cuspid Cuspid HK	004-104	004-124	MBT
U/L 5×5 0° Torque Cuspid HK	004-105	004-125	MBT
U/L 5×5 HK	-	004-147***	High Torque*
U/L 5×5 Cuspid HK	004-133	-	Roth*
U/L 5×5 HK	-	004-144	Roth*
Adding Prefix "3" is APC™ II System Example: 3004-100			
Adding Prefix "5" is APC™ PLUS System Example: 5004-100			
Adding Prefix "4" is APC™ Flash-Free System Example: 4004-100			

**Note**  
 APC™ System brackets sold in units of five.      APC™ System molar appliances sold in units of four.

## 1.6 Self-Ligating Appliances

### Victory Series™ Active Self-Ligating Brackets

Victory Series Brackets are widely accepted as an industry benchmark for outstanding performance. Advanced Victory Series™ Active Self-Ligating Brackets have been designed and detailed to be no exception. Quality manufactured to strict tolerances and extensively tested to assure reliability, Victory Series Active Self-Ligating Brackets will help you effectively treat even the most difficult cases with confidence.

The Victory Series Active Self-Ligating Bracket has a robust ligating mechanism that is designed for reliability in use and ease of operation. And the full slot-width size door maximizes available rotational control capability. You can also add optional APC™ II Adhesive coating for reduced bonding steps and added convenience.

#### Accurate bracket placement and positioning

Parallel mesial-distal sides and vertical scribe line provide visual references<sup>7,8</sup>

Torque-in-base allows for level slot line-up<sup>9</sup>

#### Design advantages for treatment flexibility

Rounded slot edges designed to reduce archwire binding<sup>10</sup>

Ample under tie-wing area for use of elastic chains and other ligated auxiliaries<sup>11</sup>

Compatible with other active self-ligating bracket archwire sequences<sup>12</sup>

#### Enhanced patient comfort

Precision MIM bracket body with rounded edges<sup>1</sup>

Round, low profile hooks<sup>2</sup>

#### Easy to open & close door

Doors can be opened using either the U-notch or the gingival tab<sup>3</sup>

Vertical groove under the door allows for easy opening from the U-notch<sup>4</sup>

#### Reliable Self-Ligating Door Mechanism<sup>14</sup>

Heat-treated Nickel-Cobalt alloy door for secure and robust ligation (shown transparent)<sup>5</sup>

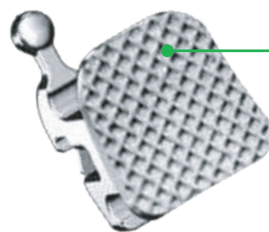
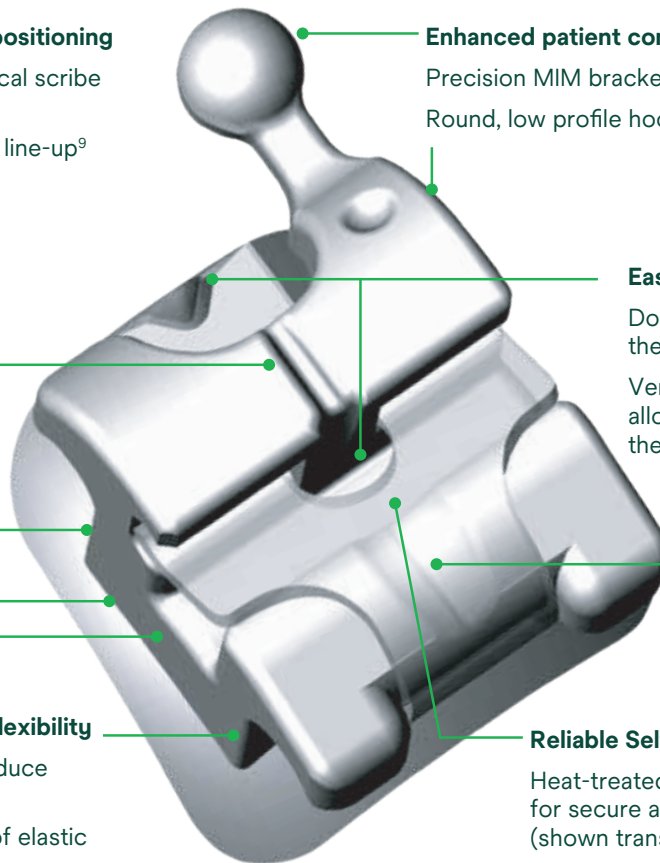
Full slot-width door for optimal rotational control<sup>6</sup>

#### Intricate base for greater bond strength

Micro-etched, 80-gauge mesh pad applied at a 45° angle<sup>13</sup>

Anatomically contoured base surface<sup>13</sup>

Optional APC™ Adhesive Coated Appliance System



Victory Series™ Active Brackets available with:

**APC™ II Adhesive**

References 1-14, see complete list in publication 021-148, Victory Series™ Active Self-Ligating Appliances.

## Victory Series™ Active Self-Ligating Brackets

### Parts List – 0.022 slot Roth\* Prescription

Maxillary			IN/OUT		0.022 in.
Tooth	Torque	Angulation	in.	mm	L
Central	+12	+5	0.040	1.02	<b>025-301</b>
Lateral	+8	+9	0.049	1.24	<b>025-303</b>
Cuspid HK	-2	+10	0.032	0.81	<b>025-307</b>
Bicuspid HK	-7	0	0.037	0.94	<b>025-310</b>
Mandibular			IN/OUT		0.022 in.
Tooth	Torque	Angulation	in.	mm	L
Anterior	-1	0	0.058	1.47	<b>025-312</b>
Cuspid HK	-11	+7	0.030	0.76	<b>025-315</b>
1st Bicuspid HK	-17	0	0.039	0.99	<b>025-319</b>
2nd Bicuspid HK	-22	0	0.033	0.84	<b>025-323</b>




Adding Prefix "3" is APC™ II Adhesive System –

Single Patient Kits	Part Number
Single Patient Kits – 5×5	0.022 in.
U/L 5×5 Victory Series™ Active Self-Ligating Brackets HKs	<b>025-127</b>

Adding Prefix "3" is APC™ II Adhesive System – Example: 3025-127

## Active Bracket Design means Dynamic Performance.

Victory Series Active Self-Ligating Brackets offer dynamic interaction between the ligating mechanism and the archwire as treatment phases change, with performance advantages in each phase.

<b>Passive Phase</b>	<b>Interactive Phase</b>	<b>Active Phase</b>
 <p>With round archwires, the bracket is passive, resulting in minimal archwire contact and low friction for efficient leveling and alignment.</p> <p>Round archwires in .022 slot</p>	 <p>Small square or rectangular archwires fill the slot but do not reach the ligating mechanism. This adds control during the working phase for space closure, rotation control and arch form expression.</p> <p>Sizes below .016 x .025 in .022 slot</p>	 <p>Larger rectangular archwires engage the ligating mechanism, offering full control for finishing and detailing.</p> <p>Sizes starting at .016 x .025 in .022 slot</p>


\*Solventum version of this prescription. No endorsement by the Doctor is implied.

## 1.8 Self-Ligating Appliances

### Clarity™ Ultra Self-Ligating Brackets

# Showcase your expertise. Deliver precise results.

Clarity™ Ultra Self-Ligating Brackets offer rotational control, improved versatility and Solventum's unique stress concentrator designed for predictable, consistent debonding.



#### Product Benefits:

- Available with APC™ Flash-Free Adhesive precoating
- No metal parts showing
- Door as wide as bracket
- An audible click is heard when the door opens and closes
- Reliable, self-ligating doors withstand more than 2x the open- and closing-cycles of typical treatment
- MBT™ Versatile+ Appliance System prescription
- Fine-grained alumina ceramic provides excellent translucency

## Clarity™ Ultra Self-Ligating Brackets

### MBT™ Appliance System Prescription

Maxillary			IN/OUT		Part Number – 0.022 in.	
	Torque	Angulation	in.	mm	L	R
	+17°	4°	0.026	0.66	003-301	003-302
	+10°	8°	0.035	0.89	003-303	003-304
Cuspid Hk	0°	8°	0.021	0.53	003-307	003-308
Bicuspid Hk	-7°	0°	0.029	0.74	003-310	003-311

Mandibular					Part Number – 0.022 in.	
	Torque	Angulation	in.	mm	L	R
	-6°	0°	0.045	1.14	003-350	003-350
Cuspid Hk	0°	3°	0.020	0.51	003-353	003-354
1st Bicuspid Hk	-12°	2°	0.030	0.76	003-357	003-358
2nd Bicuspid Hk	-17°	2°	0.034	0.86	003-361	003-362

Adding Prefix "4" is APC™ Flash-Free Adhesive System – Example: 4003-301

### Patient Kits

	Part Number – 0.022 in.
U/L Lt/Rt 5×5 Hk	003-111
U Lt/Rt 5×5 Hk	003-116

Adding Prefix "4" is APC™ Flash-Free Adhesive System – Example: 4003-111

### Instruments for the Ultra SL System

	Part Number
Open-Close Instrument	804-155
Debonding Instrument	804-175



Clarity Ultra Brackets available precoated with:

Flash-Free Adhesive



### Simple, efficient bonding process.

Powered by technology, the APC Flash-Free Adhesive Coated Appliance System is the most efficient bonding system in orthodontics. Our innovative design created a unique adhesive bonding substrate on the base of the bracket that saves you time and positively impacts patient satisfaction.

Clarity™ Advanced Ceramic Brackets .....**2.2**

Clarity™ Ultra Self-Ligating Brackets .....**2.7**

## 2.2 Ceramic Brackets

### Clarity™ Advanced Ceramic Brackets

**Attractive appearance.  
Distinct design.**

**Predictable, consistent debonding with proprietary stress concentrator.**

Reduce the uncertainty of the ceramic bracket debonding process with our unique stress concentrator, a hallmark of the Clarity brand. This innovative design feature allows for mesial-distal debonding with a simple squeeze, so you can debond with confidence and help ensure the patients' debonding visit will be a positive part of the treatment experience.

**Enhanced patient comfort.**

Small, low profile bracket with smooth bracket surface and rounded corners enhance patient comfort.



## Clarity™ Advanced Ceramic Brackets

### Advanced ceramics. Enhanced beauty.

**Clarity Advanced Ceramic Brackets** are a revolutionary leap forward in orthodontic ceramic brackets. Through the combination of progressive technology and state-of-the-art design, Clarity Advanced Ceramic Brackets deliver brilliant esthetics, small design, predictable debonding and enhanced patient comfort. These advanced features enable you to offer the ultimate combination of esthetics and performance to your patients.

#### Product Benefits:

- Brilliant esthetics
- Trusted strength and small bracket design
- Predictable, consistent debonding with proprietary stress concentrator
- Enhanced patient comfort



#### APC™ Adhesive Efficiency

Clarity Advanced Ceramic Brackets are available with your choice of APC™ Adhesive coating, including APC™ Flash-Free Adhesive.

#### Benefits of APC™ Flash-Free Adhesive:

- Eliminates the flash removal step
- Saves bonding time for doctor, staff and patients
- Lowers the bond failure rate
- Makes debonding and remnant clean-up easier
- Improves patient bonding/debonding experience



Clarity Advanced Brackets available precoated with:

#### APC™ Flash-Free Adhesive

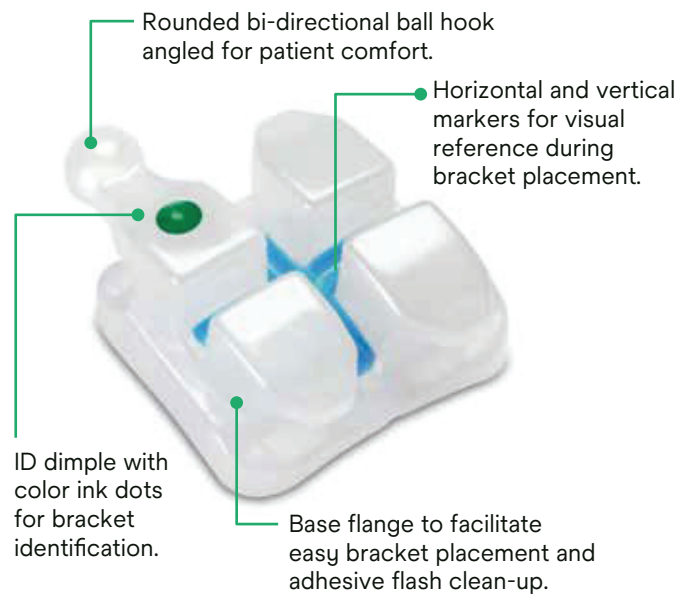
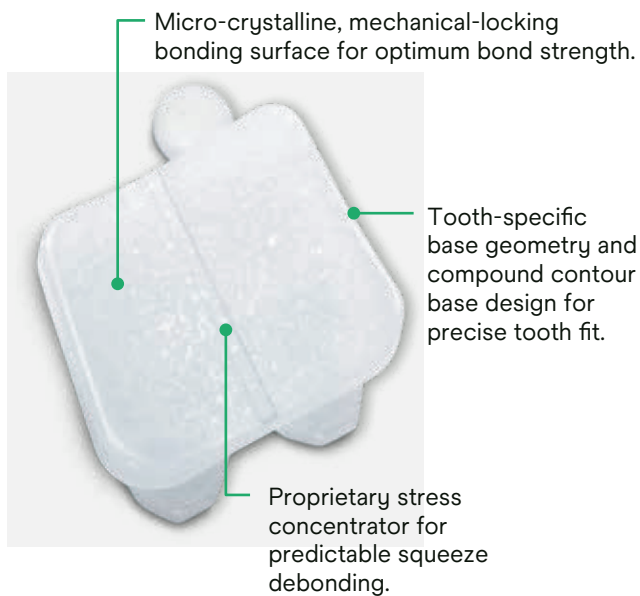
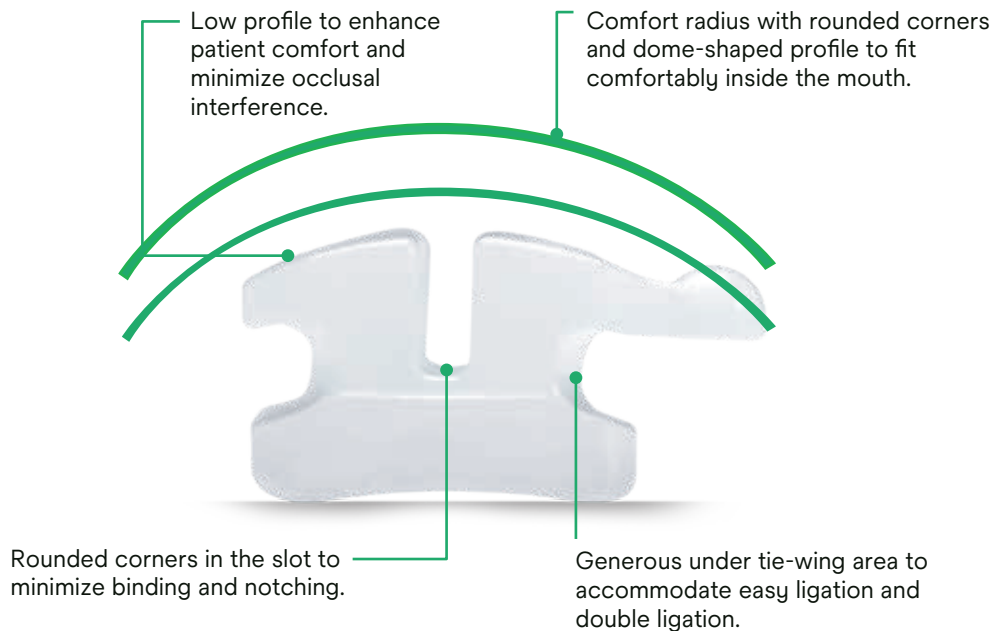
Also available with APC™ II and APC™ Plus Adhesive pre-coating.

#### MBT™ Versatile+ Appliance System

## 2.4 Ceramic Brackets

### Clarity™ Advanced Ceramic Brackets

A revolution in ceramic bracket technology.



## Clarity™ Advanced Ceramic Brackets

### Selection by MBT™ Versatile+ Appliance System

Maxillary			IN/OUT		0.018 in.		0.022 in.	
Tooth	Torque	Angulation	in.	mm	L	R	L	R
Central	+17	+4	0.026	0.66	006-201	006-202	006-301	006-302
Lateral	+10	+8	0.035	0.89	006-205	006-206	006-305	006-306
Cuspid	0	+8	0.021	0.53	006-207	006-208	006-307	006-308
Cuspid HK	0	+8	0.021	0.53	006-209	006-210	006-309	006-310
Bicuspid Universal	-7	0	0.029	0.74	006-211		006-311	
Bicuspid HK	-7	0	0.029	0.74	006-213	006-212	006-313	006-312
Mandibular			IN/OUT		0.018 in.		0.022 in.	
Tooth	Torque	Angulation	in.	mm	L	R	L	R
Anterior	-6	0	0.045	1.14	006-250		006-350	
Cuspid	0	+3	0.020	0.51	006-251	006-252	006-351	006-352
Cuspid HK	0	+3	0.020	0.51	006-253	006-254	006-353	006-354
1st Bicuspid	-12	+2	0.030	0.76	006-255	006-256	006-355	006-356
1st Bicuspid HK	-12	+2	0.030	0.76	006-257	006-258	006-357	006-358
2nd Bicuspid	-17	+2	0.034	0.86	006-259	006-260	006-359	006-360
2nd Bicuspid HK	-17	+2	0.034	0.86	006-261	006-262	006-361	006-362
					Adding Prefix "3" is APC™ II Adhesive System – Example: 3006-201			
					Adding Prefix "5" is APC™ PLUS Adhesive System – Example: 5006-201			
					Adding Prefix "4" is APC™ Flash-Free Adhesive System – Example: 4006-201			



### Single Patient Kits

	0.018 in.	0.022 in.
U/L 5×5 Clarity Advanced Brackets Cuspid HK	006-100	006-110
U/L 5×5 Clarity Advanced Brackets HKs	006-101	006-111
U/L 5×5 Clarity Advanced Brackets	-	006-112
U/L 3×3 Clarity Advanced Brackets Cuspid HK	006-103	006-113
U 5×5 Clarity Advanced Brackets Cuspid HK	006-105	006-115
U 5×5 Clarity Advanced Brackets HKs	006-106	006-116
U 5×5 Clarity Advanced Brackets	006-107*	006-117
U 3×3 Clarity Advanced Brackets Cuspid HK	006-108	006-118
U/L 3×3 Clarity Advanced Brackets	006-109	006-119
Adding Prefix "3" is APC™ II Adhesive System – Example: 3006-100		
Adding Prefix "5" is APC™ PLUS Adhesive System – Example: 5006-100		
Adding Prefix "4" is APC™ Flash-Free Adhesive System – Example: 4006-100		

\*Not available with APC™ PLUS Adhesive.

#### Note

APC™ System Brackets sold in units of five. Measurements are in millimeters unless otherwise noted.

## 2.6 Ceramic Brackets

### Clarity™ Advanced Ceramic Brackets

#### Roth\* Prescription

Maxillary			IN/OUT		0.018 in.		0.022 in.	
Tooth	Torque	Angulation	in.	mm	L	R	L	R
Central	+12	+5	0.026	0.66	006-215	006-216	006-315	006-316
Lateral	+8	+9	0.035	0.889	006-217	006-218	006-317	006-318
Cuspid HK	0	+11	0.021	0.53	006-221	006-222	006-321	006-322
Bicuspid HK	-7	0	0.029	0.74	006-213	006-212	006-313	006-312
Mandibular			IN/OUT		0.018 in.		0.022 in.	
Tooth	Torque	Angulation	in.	mm	L	R	L	R
Anterior	-1	0	0.045	1.14	006-264		006-364	
Cuspid HK	-11	7	0.020	0.51	006-267	006-268	006-367	006-368
1st Bicuspid HK	-17	0	0.030	0.76	006-271	006-272	006-371	006-372
2nd Bicuspid HK	-22	0	0.034	0.87	006-275	006-276	006-375	006-376
					Adding Prefix "3" is APC™ II Adhesive System - Example: 3006-215			
					Adding Prefix "5" is APC™ PLUS Adhesive System - Example: 5006-215			
					Adding Prefix "4" is APC™ Flash-Free Adhesive System - Example: 4006-215			

#### Single Patient Kits

	0.018 in.	0.022 in.
U/L 5×5 Clarity Advanced Brackets HK	006-121	006-131
U/L 3×3 Clarity Advanced Brackets Cuspid HK	006-123	006-133
U 5×5 Clarity Advanced Brackets Cuspid HK	006-125	006-135
U 5×5 Clarity Advanced Brackets HK	006-126	006-136
U 3×3 Clarity Advanced Brackets Cuspid HK	006-128	006-138
Adding Prefix "3" is APC™ II Adhesive System - Example: 3006-121		
Adding Prefix "5" is APC™ PLUS Adhesive System - Example: 5006-121		
Adding Prefix "4" is APC™ Flash-Free Adhesive System - Example: 4006-121		

\*Solventum version of this prescription.  
No endorsement by the Doctor is implied.

#### High Torque Brackets

Maxillary			IN/OUT		0.018 in.		0.022 in.	
Tooth	Torque	Angulation	in.	mm	L	R	L	R
Central	+22	+5	0.026	0.66	006-223	006-224	006-323	006-324
Lateral	+14	+8	0.035	0.89	006-225	006-226	006-325	006-326
Cuspid HK	+7	+5	0.021	0.53	006-229	006-230	006-329	006-330
Bicuspid Universal	0	0	0.029	0.74	006-281**		006-381**	
Mandibular			IN/OUT		0.018 in.		0.022 in.	
Tooth	Torque	Angulation	in.	mm	L	R	L	R
Cuspid HK	+7	+5	0.020	0.51	006-279	006-280	006-379	006-380
					Adding Prefix "3" is APC™ II Adhesive System - Example: 3006-223			
					Adding Prefix "5" is APC™ PLUS Adhesive System - Example: 5006-223			
					Adding Prefix "4" is APC™ Flash-Free Adhesive System - Example: 4006-223			

#### High Torque Kits


	0.018 in.	0.022 in.
U/L 3×3 Clarity Advanced Hi TQ Brackets Cuspid HK	006-143	006-153
U 5×5 Clarity Advanced Hi TQ Brackets Cuspid HK	006-170**	006-180**
U 3×3 Clarity Advanced Hi TQ Brackets Cuspid HK	006-148	006-158
Adding Prefix "3" is APC™ II Adhesive System - Example: 3006-143		
Adding Prefix "5" is APC™ PLUS Adhesive System - Example: 5006-143		
Adding Prefix "4" is APC™ Flash-Free Adhesive System - Example: 4006-143		

\*\*Not available with APC™ PLUS Adhesive.

## Clarity™ Ultra Self-Ligating Brackets

# Showcase your expertise. Deliver precise results.

Clarity™ Ultra Self-Ligating Brackets offer rotational control, improved versatility and Solventum's unique stress concentrator designed for predictable, consistent debonding.



### Product Benefits:

- Available with APC™ Flash-Free Adhesive precoating
- No metal parts showing
- Door as wide as bracket
- An audible click is heard when the door opens and closes
- Reliable, self-ligating doors withstand more than 2x the open- and closing-cycles of typical treatment
- MBT™ Versatile+ Appliance System prescription
- Fine-grained alumina ceramic provides excellent translucency

## 2.8 Ceramic Brackets

### Clarity™ Ultra Self-Ligating Brackets

#### MBT™ Appliance System Prescription

Maxillary			IN/OUT		Part Number – 0.022 in.	
Tooth	Torque	Angulation	in.	mm	L	R
Central	+17°	4°	0.026	0.66	003-301	003-302
Lateral	+10°	8°	0.035	0.89	003-303	003-304
Cuspid Hk	0°	8°	0.021	0.53	003-307	003-308
Bicuspid Hk	-7°	0°	0.029	0.74	003-310	003-311
Mandibular			Part Number – 0.022 in.			
Tooth	Torque	Angulation	in.	mm	L	R
Anterior	-6°	0°	0.045	1.14	003-350	003-350
Cuspid Hk	0°	3°	0.020	0.51	003-353	003-354
1st Bicuspid Hk	-12°	2°	0.030	0.76	003-357	003-358
2nd Bicuspid Hk	-17°	2°	0.034	0.86	003-361	003-362

Adding Prefix "4" is APC™ Flash-Free Adhesive System – Example: 4003-301

#### Patient Kits

	Part Number – 0.022 in.
U/L Lt/Rt 5×5 Hk	003-111
U Lt/Rt 5×5 Hk	003-116

Adding Prefix "4" is APC™ Flash-Free Adhesive System – Example: 4003-111

#### Instruments for the Ultra SL System

	Part Number
Open-Close Instrument	804-155
Debonding Instrument	804-175



Clarity Ultra Brackets available precoated with:

APC™ Flash-Free Adhesive



#### Simple, efficient bonding process.

Powered by technology, the APC Flash-Free Adhesive Coated Appliance System is the most efficient bonding system in orthodontics. Our innovative design created a unique adhesive bonding substrate on the base of the bracket that saves you time and positively impacts patient satisfaction.

Victory Series™ Low Profile Brackets ..... **3.2**

Mini Uni-Twin™ Brackets ..... **3.6**

Victory Series™ Brackets ..... **3.22**

Victory Series™ V-Slot Brackets ..... **3.40**


Miniature Twin Metal Brackets ..... **3.42**

Miniature Twin V-Slot  
Metal Brackets ..... **3.46**

## 3.2 Metal Brackets

### Victory Series™ Low Profile Brackets

#### MBT™ Versatile+ Appliance System



Traditional Miniature Bracket



Victory Series Low Profile Bracket



Traditional Miniature Bracket (side profile)



Victory Series Low Profile Bracket (side profile)

## Victory Series™ Low Profile Brackets

### MBT™ Versatile+ Appliance System

#### Fast, for you. Strong for them.

Victory Series Low Profile Brackets also offer the unequalled efficiency of revolutionary APC™ Flash-Free Adhesive. That means less chair time, less than 2% bracket bond failure rate in the first ninety days of bonding, and a better overall bonding experience for your patient.

#### Victory Series Low Profile Brackets

- True low profile metal bracket
- Uncompromising in ligation and control compared to full-sized brackets
- Reduced occlusal interference
- Contoured micro-etched based
- Ample under tie-wing area for easy ligation and double ligation



Victory Series™ Low Profile Brackets available with:


**APC™ Flash-Free Adhesive**  
Also available with APC™ II and APC™ Plus Adhesive pre-coating.

**MBT™ Versatile+ Appliance System**



#### Victory Series Low Profile Bracket

The mesial-distal dimension is not compromised even though the bracket has a low profile. You maintain the rotational control you need to get the results you desire. Your patients will appreciate the comfort.



#### Micro-Etch 80 Gauge Mesh Base

A unique rhomboid design with a flatter, compounded radius accommodates naturally occurring variation in tooth surfaces. This design assures three-point contact for increased tooth adaptation. Positioning is made easier and more accurate because their shape follows the natural vertical line of the tooth.

## 3.4 Metal Brackets

### Victory Series™ Low Profile Brackets

#### MBT™ Appliance System Prescription

MAXILLARY			IN/OUT			Part Number – .018 in.		Offset	Part Number – .022 in.		Offset
Tooth	Torque	Angulation	in.	mm	D/R	L	R		L	R	
Central	+17°	4°	.026	0.66		024-775	024-776		024-875	024-876	
Lateral	+10°	8°	.035	0.88		024-777	024-778		024-877	024-878	
Cuspid	-7°	8°	.021	0.53		-	-		024-879	024-880	
	0°	8°	.021	0.53		024-369	024-370		024-469	024-470	
Cuspid Hook	-7°	8°	.021	0.53		024-881	024-882		024-981	024-982	
	0°	8°	.021	0.53		024-773	024-774		024-873	024-874	
Bicuspid	-7°	0°	.029	0.73		024-790		0	024-890		0
Bicuspid Hook	-7°	0°	.029	0.73		024-585	024-584	0	024-685	024-684	0
2nd Bicuspid	-7°	0°	.051	1.30		024-791			024-891		0
2nd Bicuspid Hook	-7°	0°	.051	1.30		-	-		024-913	024-912	
MANDIBULAR			IN/OUT			Part Number – .018 in.		Offset	Part Number – .022 in.		Offset
Tooth	Torque	Angulation	in.	mm	D/R	L	R		L	R	
Low Anterior	-6°	0°	.045	1.14		024-792			024-892		
Cuspid	-6°	3°	.020	0.51	2°	024-7931	024-7941		024-8931	024-8941	
	0°	3°	.020	0.51	2°	024-3811	024-3821		024-4811	024-4821	
Cuspid Hook	-6°	3°	.020	0.51	2°	024-8831	024-8841		024-9831	024-9841	
	0°	3°	.020	0.51	2°	024-7711	024-7721		024-8711	024-8721	
1st Bicuspid	-12°	2°	.030	0.76		024-795	024-796	0	024-895	024-896	0
1st Bicuspid Hook	-12°	2°	.030	0.76		024-809	024-808	0	024-909	024-908	0
2nd Bicuspid	-17°	2°	.034	0.86		024-797	024-798	0	024-897	024-898	0
2nd Bicuspid Hook	-17°	2°	.034	0.86		024-811	024-810	0	024-911	024-910	0

Adding Prefix "3" is APC™ II Adhesive System

Adding Prefix "5" is APC™ PLUS Adhesive System

Adding Prefix "4" is APC™ Flash-Free Adhesive System

#### One Patient Kits

	Part Number – .018 in.	Part Number – .022 in.
U/L 5×5 1 Case Kit	-	024-120
U/L 5×5 Cuspid Hook 1 Case Kit	024-101	024-121
U/L 5×5 Hooks 1 Case Kit	024-102	024-122
U/L 5×5 Cuspid Hook 0° Torque Cuspid 1 Case Kit	024-104	024-124
U/L 5×5 Hooks 0° Torque Cuspid 1 Case Kit	024-105	024-125
Adding Prefix "3" is APC™ II Adhesive System		
Adding Prefix "5" is APC™ PLUS Adhesive System		
Adding Prefix "4" is APC™ Flash-Free Adhesive System		

#### Weldable Bicuspids:

All Victory Series Low Profile bicuspid brackets are available as weldable bicuspid brackets. Add a "7" prefix before the 6-digit part number to indicate weldable.

**MBT™ Versatile+**  
**Appliance System**

#### Note

**3** APC™ II Brackets sold in units of five.      **5** APC™ PLUS Brackets sold in units of five.      **4** APC™ Flash-Free Brackets sold in

Measurements are in millimeters unless otherwise noted.

If part number is preceded with "7" prefix, available welded to bicuspid bands.

## Victory Series™ Low Profile Brackets

### Roth\* and High Torque Prescriptions

MAXILLARY			IN/OUT			Part Number – .018 in.		Offset	Part Number – .022 in.		Offset
Tooth	Torque	Angulation	in.	mm	D/R	L	R		L	R	
Central	+12°	5°	.026	0.66		024-501	024-502		024-601	024-602	
Central High Torque	+22°	4°	.026	0.66		024-503**	024-504**		024-603	024-604	
Lateral	+7°	8°	.035	0.88		024-505	024-506		024-605	024-606	
Cuspid Hook	-3°	10°	.021	0.53		024-509	024-510		024-609	024-610	
Univ. Bicuspid	-7°	0°	.029	0.73		024-790		0	024-890		0
Bicuspid Hook	-7°	0°	.029	0.73		024-585	024-584	0	024-685	024-684	0
MANDIBULAR			IN/OUT			Part Number – .018 in.		Offset	Part Number – .022 in.		Offset
Tooth	Torque	Angulation	in.	mm	D/R	L	R		L	R	
Low Anterior	-1°	0°	.045	1.14		024-511			024-611		
Low Ant. High Torque	-10°	0°	.045	1.14		024-512***			024-612		
Cuspid Hook	-7°	6°	.020	0.51	2°	024-5151	024-5161		024-6151	024-6161	
Univ. 1st Bicuspid	-17°	0°	.030	0.76		024-517			024-617		0*
1st Bicuspid Hook	-17°	0°	.030	0.76		024-519	024-518		024-619	024-618	0
Univ. 2nd Bicuspid	-22°	0°	.034	0.86		024-520			024-620		0
2nd Bicuspid Hook	-22°	0°	.034	0.86		024-521	024-522		024-621	024-622	0
								Adding Prefix "3" is APC™ II Adhesive System			
								Adding Prefix "5" is APC™ PLUS Adhesive System			
								Adding Prefix "4" is APC™ Flash-Free Adhesive System			

\*Available Uncoated and with APC™ PLUS Adhesive only.  
 \*\*Available Uncoated and with APC™ Flash-Free Adhesive only.  
 \*\*\* Not available with APC™ PLUS Adhesive.

### One Patient Kits

	Part Number – .018 in.	Part Number – .022 in.
U/L 5×5 Cuspid Hook 1 Case Kit	024-106	024-126
U/L 5×5 Hooks 1 Case Kit	024-107	024-127
Adding Prefix "3" is APC™ II Adhesive System		
Adding Prefix "5" is APC™ PLUS Adhesive System		
Adding Prefix "4" is APC™ Flash-Free Adhesive System		

### Weldable Bicuspids:

All Victory Series Low Profile bicuspid brackets are available as weldable bicuspid brackets. Add a "7" prefix before the 6-digit part number to indicate weldable.

Check with your local Solventum Oral Care representative for option availability in your area.

Note		
<b>3</b> APC™ II Brackets sold in units of five.	<b>5</b> APC™ PLUS Brackets sold in units of five.	<b>4</b> APC™ Flash-Free Brackets sold in units of five.
Measurements are in millimeters unless otherwise noted.		If part number is preceded with "7" prefix, available welded to bicuspid bands.
*Solventum version of this prescription. No endorsement by the Doctor is implied.		

## 3.6 Metal Brackets

### Mini Uni-Twin™ Brackets



The low profile hook and small ball are milled from a single piece of metal for increased patient comfort.

The Mini Uni-Twin Bracket features a mesh base in addition to innovative design features that put you in control right from the start of treatment.

Combining the inter-bracket distance of a single width appliance with the rotational control of a twin bracket, it's designed for optimal orthodontic results. The innovative mesh bonding base is designed to match the curvature of the tooth for maximum contact and strong, consistent bonding.

For added convenience, you can select the Mini Uni-Twin Bracket with APC™ II or APC™ PLUS Adhesive Coating System.

The Mini Uni-Twin bracket improves tooth movement in the early stages of treatment and tooth control throughout the course of therapy.

The Mini Uni-Twin bracket delivers an unbeatable combination of superior function and superb bonding that you'll want to put into your practice right away.





Mini Uni-Twin™ Brackets available with:

#### **APC™ II Adhesive**

Also available with APC™ Plus Adhesive pre-coating.

### Mini Uni-Twin™ Brackets

#### Selection By Tooth – Maxillary

	Torque	Ang.	In/Out		M/D	Hook	L/R	.018 in.		.022 in.	
			in.	mm	Width						
	+22°	5°	.034	0.86	3.45		UL	020-468		020-568	
	+22°	5°	.034	0.86	3.45		UR	020-469		020-569	
	+17°	5°	.034	0.86	3.45		UL	020-475		020-575	
	+17°	5°	.034	0.86	3.45		UR	020-476		020-576	
	+14°	5°	.034	0.86	3.45		UL	020-465		020-565	
	+14°	5°	.034	0.86	3.45		UR	020-464		020-564	
	+12°	5°	.034	0.86	3.45		UL	020-837		020-937	
	+12°	5°	.034	0.86	3.45		UR	020-838		020-938	
	+7°	5°	.032	0.81	3.45		UL	020-839		020-939	
	+7°	5°	.032	0.81	3.45		UR	020-840		020-940	
0°	0°	.030	0.76	3.45		UL/UR	020-411		020-511		
	+14°	9°	.046	1.17	2.90		UL	020-471		020-571	
	+14°	9°	.046	1.17	2.90		UR	020-470		020-570	
	+10°	9°	.045	1.14	2.90		UL	020-477		020-577	
	+10°	9°	.045	1.14	2.90		UR	020-478		020-578	
	+8°	9°	.044	1.12	2.90		UL	020-841		020-941	
	+8°	9°	.044	1.12	2.90		UR	020-842		020-942	
	+8°	9°	.044	1.12	2.90	D	UL	020-459		-	
	+8°	9°	.044	1.12	2.90	D	UR	020-458		-	
	+3°	9°	.045	1.14	2.90		UL	020-843		020-943	
	+3°	9°	.045	1.14	2.90		UR	020-844		020-944	
0°	0°	.030	0.76	2.90		UL/UR	-		020-512		
	+7°	11°	.035	0.89	3.30	D	UL	020-485		-	
	+7°	11°	.035	0.89	3.30	D	UR	020-486		-	
	+3°	10°	.035	0.89	3.30	D	UL	020-417		020-517	
	+3°	10°	.035	0.89	3.30	D	UR	020-418		020-518	
	0°	11°	.032	0.81	3.30		UL	020-845		-	
	0°	11°	.032	0.81	3.30		UR	020-846		-	
	0°	11°	.032	0.81	3.30	D	UL	020-849		020-949	
	0°	11°	.032	0.81	3.30	D	UR	020-850		020-950	
	0°	6°	.030	0.76	3.30		UL	020-893		-	
	0°	6°	.030	0.76	3.30		UR	020-894		-	
	0°	0°	.030	0.76	3.30		UNIV	-		020-507	
	0°	0°	.030	0.76	3.45	D	UR/LL	020-408**		020-508*	
	0°	0°	.030	0.76	3.45		UL/LR	020-409**		020-509*	
	-7°	11°	.032	0.81	3.45	D	UL	020-851		020-951	
	-7°	11°	.032	0.81	3.45	D	UR	020-852		020-952	
	0°	0°	.033	0.84	3.05		UNIV	020-489		020-589	
	0°	0°	.033	0.84	3.05	D	UL/LR	-		020-597	0
	0°	0°	.033	0.84	3.05	D	UR/LL	-		020-598	0
	-7°	0°	.035	0.89	3.05		UNIV	020-853	0	020-953	0
	-7°	0°	.035	0.89	3.05		UNIV	7018-853		7018-953	
	-7°	0°	.035	0.89	3.05	D	UL	020-855	0	020-955	0
	-7°	0°	.035	0.89	3.05	D	UL	-		7018-955	
	-7°	0°	.035	0.89	3.05	D	UR	020-854	0	020-954	0
-7°	0°	.035	0.89	3.05	D	UR	-		7018-954		

\*Not available with APC™ PLUS Adhesive.  
 \*\*Available Uncoated only.








Adding Prefix "3" is APC™ II Adhesive System –  
 Example: 3020-468

Adding Prefix "5" is APC™ PLUS Adhesive System –  
 Example: 5020-468

# 3.8 Metal Brackets

## Mini Uni-Twin™ Brackets

### Selection By Tooth – Mandibular

	Torque	Ang.	In/Out		M/D	Hook	L/R	.018 in.	.022 in.
			in.	mm					
<b>Anterior</b> 	0°	0°	.040	1.02	2.46		UNIV	-	020-510
	-1°	0°	.045	1.14	2.46		UNIV	020-858	020-958
	-5°	0°	.044	1.12	2.46		L	020-467	020-567
	-10°	0°	.044	1.12	2.46		UNIV	-	020-590
<b>Cuspid</b>  	+7°	5°	.033	0.84	3.30	D	LL	020-484	-
	+7°	5°	.033	0.84	3.30	D	LR	020-483	-
	0°	6°	.030	0.76	3.30		LL	020-865	-
	0°	6°	.030	0.76	3.30		LR	020-866	-
	0°	6°	.030	0.76	3.30	D	LL	020-869	020-969
	0°	6°	.030	0.76	3.30	D	LR	020-870	020-970
	0°	0°	.030	0.76	3.30		UNIV	020-407	020-507
	0°	0°	.030	0.76	3.30	D	UR/LL	020-408	020-508
	0°	0°	.030	0.76	3.30	D	UL/LR	020-409	020-509
	-7°	6°	.030	0.76	3.30	D	LL	020-453	020-553
	-7°	6°	.030	0.76	3.30	D	LR	020-452	020-552
	-11°	5°	.030	0.76	3.30		LL	020-863	-
	-11°	5°	.030	0.76	3.30		LR	020-864	-
	-11°	5°	.030	0.76	3.30	D	LL	020-867	020-967
-11°	5°	.030	0.76	3.30	D	LR	020-868	020-968	
<b>First Bicuspid</b>  	-11°	4°	.032	0.81	3.05		LL	020-455	020-555
	-11°	4°	.032	0.81	3.05		LR	020-454	020-554
	-11°	0°	.032	0.81	3.05		UNIV	020-466	0 020-566**
	-11°	0°	.032	0.81	3.05	D	LL	020-461	0 020-561 0
	-11°	0°	.032	0.81	3.05	D	LR	020-460	0 020-560 0
	-17°	0°	.032	0.81	3.05		UNIV	020-856	0 020-956 0
	-17°	0°	.032	0.81	3.05		UNIV	-	7018-956
	-17°	0°	.032	0.81	3.05	D	LL	020-859	0 020-959 0*
	-17°	0°	.032	0.81	3.05	D	LR	020-860	0 020-960 0*
<b>Second Bicuspid</b>  	-11°	6°	.032	0.81	3.05		LL	020-457	-
	-11°	6°	.032	0.81	3.05		LR	020-456	-
	-17°	0°	.032	0.81	3.05		UNIV	020-421	0 020-521 0
	-17°	0°	.032	0.81	3.05	D	LL	020-422	0* 020-5220
	-17°	0°	.032	0.81	3.05	D	LR	020-423	0* 020-5230
	-22°	0°	.032	0.81	3.05		UNIV	020-857	0 020-957
	-22°	0°	.032	0.81	3.05		UNIV	-	7018-957
	-22°	0°	.032	0.81	3.05	D	LL	020-861	0** 020-961 0
-22°	0°	.032	0.81	3.05	D	LR	020-862	0** 020-962 0	

\*Not available with APC™ PLUS Adhesive.

\*\*Available Uncoated only.

Adding Prefix "3" is APC™ II Adhesive System -  
Example: 3020-410

Adding Prefix "5" is APC™ PLUS Adhesive System -  
Example: 5020-410

**Note**

<b>3</b> APC™ II Brackets sold in units of five.	<b>5</b> APC™ PLUS Brackets sold in units of five.
If part number is preceded with "7" prefix, available welded to bicuspid bands.	

## Mini Uni-Twin™ Brackets

### Selection By Sondhi Prescription

Maxillary	Torque	Ang.	In/Out		Hook	L/R			Offset	Offset
			in.	mm			.018 in.	.022 in.		
Central	+22°	5°	.034	0.86		UL	<b>020-468</b>		<b>020-568</b>	
	+22°	5°	.034	0.86		UR	<b>020-469</b>		<b>020-569</b>	
Lateral	+14°	9°	.046	1.17		UL	<b>020-471</b>		<b>020-571</b>	
	+14°	9°	.046	1.17		UR	<b>020-470</b>		<b>020-570</b>	
Cuspid	+3°	10°	.032	0.81	D	UL	<b>020-417</b>		<b>020-517</b>	
	+3°	10°	.032	0.81	D	UR	<b>020-418</b>		<b>020-518</b>	
Bicuspid	-7°	0°	.035	0.89		UNIV	<b>020-853</b>	<b>0</b>	<b>020-953</b>	<b>0</b>
	-7°	0°	.035	0.89	D	UL	<b>020-855</b>	<b>0</b>	<b>020-955</b>	<b>0</b>
	-7°	0°	.035	0.89	D	UR	<b>020-854</b>	<b>0</b>	<b>020-954</b>	<b>0</b>

Adding Prefix "3" is APC™ II Adhesive System – Example: 3020-468

Adding Prefix "5" is APC™ PLUS Adhesive System – Example: 5020-468

**Note**

<b>3</b> APC™ II Brackets sold in units of five.	<b>5</b> APC™ PLUS Brackets sold in units of five.
Measurements are in millimeters unless otherwise noted.	

# 3.10 Metal Brackets

## Mini Uni-Twin™ Brackets

### Selection By Sondhi Prescription

Mandibular	Torque	Ang.	In/Out		Hook	L/R	.018 in.	.022 in.	Offset	Offset
			in.	mm						
Central Lateral	-1°	0°	.045	1.14		UNIV	020-858			
Cuspid	-7°	6°	.030	0.76	D	LL	020-453			020-553
	-7°	6°	.030	0.76	D	LR	020-452			020-552
First Bicuspid	-11°	0°	.032	0.81		UNIV	020-466	0		020-566
	-11°	0°	.032	0.81	D	LL	020-461	0		020-561
	-11°	0°	.032	0.81	D	LR	020-460	0		020-560
Second Bicuspid	-17°	0°	.032	0.81		UNIV	-			020-521
	-17°	0°	.032	0.81	D	LL	020-423	0		020-523
	-17°	0°	.032	0.81	D	LR	020-422	0*		020-5220

\*Not available with APC™ PLUS Adhesive.

Adding Prefix "3" is APC™ II Adhesive System – Example: 3020-858

Adding Prefix "5" is APC™ PLUS Adhesive System – Example: 5020-858

### Victory Series Buccal Tubes Sondhi Prescription

	Torque	Offset	Headgear	L/R	.018 in.	.022 in.	Base	Base
Upper 1 <sup>ST</sup>	-10°	7°		L	068-823	068-923	1	1
	-10°	7°		R	068-824	068-924	2	2
Upper 2 <sup>ND</sup>	-19°	8°		L	067-873	067-973	1	1
	-19°	8°		R	067-872	067-972	2	2
Lower 1 <sup>ST</sup>	-25°	0°		L	067-817	067-917	3	3
	-25°	0°		R	067-818	067-918	4	4
Lower 2 <sup>ND</sup>	-30°	6°		L	067-835	067-935	3	3
	-30°	6°		R	067-836	067-936	4	4

Adding Prefix "3" is APC™ II Adhesive System – Example: 3068-823

Adding Prefix "5" is APC™ PLUS Adhesive System – Example: 5068-823

#### Note

<b>3</b> Appliance is available with APC™ II Adhesive Coated Appliance System.	<b>5</b> Appliance is available with APC™ PLUS Adhesive Coated Appliance System with color change adhesive.
APC™ II Brackets sold in units of five. APC™ PLUS Brackets sold in units of five.	APC™ II Buccal Tubes sold in units of five. APC™ PLUS Buccal Tubes sold in units of four. Non-coated Buccal Tubes sold individually.
Measurements are in millimeters unless otherwise noted.	<b>1 2 3 4</b> Buccal Tube is available with a bondable base.
For detailed buccal tube information see the Buccal Tubes section.	

## Mini Uni-Twin™ Brackets

### Selection by ZeroBase™ Prescription

Maxillary	Torque	Ang.	In/Out		Hook	L/R		.018 in.		.022 in.	
			in.	mm							
Central	+22°	5°	.034	0.86		UL	<b>B</b>	020-468		020-568	
	+22°	5°	.034	0.86		UR		020-469		020-569	
	+17°	5°	.034	0.86		UL	<b>M</b>	020-475		020-575	
	+17°	5°	.034	0.86		UR		020-476		020-576	
	+14°	5°	.034	0.86		UL	<b>D</b>	020-465		020-565	
	+14°	5°	.034	0.86		UR		020-464		020-564	
Lateral	+14°	9°	.046	1.17		UL	<b>B</b>	020-471		020-571	
	+14°	9°	.046	1.17		UR		020-470		020-570	
	+10°	9°	.045	1.14		UL	<b>M</b>	020-477		020-577	
	+10°	9°	.045	1.14		UR		020-478		020-578	
	+8°	9°	.044	1.12		UL	<b>D</b>	020-841		020-941	
	+8°	9°	.044	1.12		UR		020-842		020-942	
Cuspid	+7°	11°	.035	0.89	D	UL		020-485		-	
	+7°	11°	.035	0.89	D	UR		020-486		-	
Bicuspid	-7°	0°	.035	0.89		UNIV		020-853	0	020-953	0
	-7°	0°	.035	0.89	D	UL		020-855	0	020-955	0
	-7°	0°	.035	0.89	D	UR		020-854	0	020-954	0
<b>Mandibular</b>											
Anterior	-1°	0°	.045	1.14		UNIV		020-858		020-958	
Cuspid	7°	5°	.033	0.84	D	LL		020-484		-	
	7°	5°	.033	0.84	D	LR		020-483		-	
First Bicuspid	-7°	0°	.035	0.89		UNIV		020-853	0	020-953	0
	-7°	0°	.035	0.89	D	LL		020-854	0	020-954	0
	-7°	0°	.035	0.89	D	LR		020-855	0	020-955	0
Second Bicuspid	-11°	0°	.032	0.81		UNIV		020-466	0	020-566	0
	-11°	0°	.032	0.81	D	LL		020-461	0	020-561	0
	-11°	0°	.032	0.81	D	LR		020-460	0	020-560	0
							<b>B</b> Brachyfacial	<b>M</b> Mesofacial	<b>D</b> Dolichofacial		
									Offset		Offset
								Adding Prefix "3" is APC™ II Adhesive System - Example: 3020-468			
								Adding Prefix "5" is APC™ PLUS Adhesive System - Example: 5020-468			

**Note**

<b>3</b> APC™ II Brackets sold in units of five.	<b>5</b> APC™ PLUS Brackets sold in units of five.
Measurements are in millimeters unless otherwise noted.	

# 3.12 Metal Brackets

## Mini Uni-Twin™ Brackets

### Selection by Roth\* Prescription

Maxillary	Torque	Ang.	In/Out		Hook	L/R	.018 in.		.022 in.	
			in.	mm						
Central	+12°	5°	.034	0.86		UL	020-837		020-937	
	+12°	5°	.034	0.86		UR	020-838		020-938	
Lateral	+8°	9°	.044	1.12		UL	020-841		020-941	
	+8°	9°	.044	1.12		UR	020-842		020-942	
Cuspid	0°	11°	.032	0.81		UL	020-845		-	
	0°	11°	.032	0.81		UR	020-846		-	
	0°	11°	.032	0.81	D	U	020-849		020-949	
	0°	11°	.032	0.81	D	UR	020-850		020-950	
Bicuspid	-7°	0°	.035	0.89		UNIV	020-853	0	020-953	0
	-7°	0°	.035	0.89	D	UL	020-855	0	020-955	0
	-7°	0°	.035	0.89	D	UR	020-854	0	020-954	0
<b>Mandibular</b>										
Anterior	-1°	0°	.045	1.14		UNIV	020-858		020-958	
Cuspid	-11°	5°	.030	0.76		LL	020-863		-	
	-11°	5°	.030	0.76		LR	020-864		-	
	-11°	5°	.030	0.76	D	LL	020-867		020-967	
	-11°	5°	.030	0.76	D	LR	020-868		020-968	
First Bicuspid	-17°	0°	.032	0.81		UNIV	020-856	0	020-956	0
	-17°	0°	.032	0.81	D	LL	020-859	0	020-959	0
	-17°	0°	.032	0.81	D	LR	020-860	0	020-960	0*
Second Bicuspid	-22°	0°	.032	0.81		UNIV	020-857	0	020-957	0
	-22°	0°	.032	0.81	D	LL	020-861	0**	020-961	0
	-22°	0°	.032	0.81	D	LR	020-862	0**	020-962	0

\*Not available with APC™ PLUS Adhesive.

\*\*Available Uncoated only.

Adding Prefix "3" is APC™ II Adhesive System - Example: 3020-837

Adding Prefix "5" is APC™ PLUS Adhesive System - Example: 5020-837

### Victory Series Buccal Tubes Roth\* Prescription

	Torque	Offset	L/R	.018 in.		.022 in.	
Upper 1 <sup>ST</sup>	-10°	7°	L	068-805		068-905	
	-10°	7°	R	068-806		068-906	
Upper 2 <sup>ND</sup>	-10°	6°	L	067-829	1	067-929	1
	-10°	6°	R	067-830	2	067-930	2
Lower 1 <sup>ST</sup>	-25°	6°	L	067-801	3	067-901	3
	-25°	6°	R	067-802	4	067-902	4
Lower 2 <sup>ND</sup>	-30°	6°	L	067-835	3	067-935	3
	-30°	6°	R	067-836	4	067-936	4

Adding Prefix "3" is APC™ II Adhesive System - Example: 3068-805

Adding Prefix "5" is APC™ PLUS Adhesive System - Example: 5068-805

#### Note

<b>3</b> Appliance is available with APC™ II Adhesive Coated Appliance System.	<b>5</b> Appliance is available with APC™ PLUS Adhesive Coated Appliance System with color change adhesive.
APC™ II Brackets sold in units of five. APC™ PLUS Brackets sold in units of five.	APC™ II Buccal Tubes sold in units of five. APC™ PLUS Buccal Tubes sold in units of four. Non-coated Buccal Tubes sold individually.
*Solventum version of this prescription. No endorsement by the Doctor is implied.	Measurements are in millimeters unless otherwise noted.
<b>1 2 3 4</b> Buccal Tube is available with a bondable base.	
For detailed buccal tube information see the Buccal Tubes section.	

### Mini Uni-Twin™ Brackets

#### Selection by Andrews\* Prescription

Maxillary	Torque	Ang.	In/Out		Hook	L/R	.018 in.		.022 in.	
			in.	mm						
Central	+7°	5°	.032	0.81		UL	020-839		020-939	
	+7°	5°	.032	0.81		UR	020-840		020-940	
Lateral	+3°	9°	.045	1.14		UL	020-843		020-943	
	+3°	9°	.045	1.14		UR	020-844		020-944	
Cuspid	-7°	11°	.032	0.81	D	UL	020-851		020-951	
	-7°	11°	.032	0.81	D	UR	020-852		020-952	
Bicuspid	-7°	0°	.035	0.89		UNIV	020-853	0	020-953	0
	-7°	0°	.035	0.89	D	UL	020-855	0	020-955	0
	-7°	0°	.035	0.89	D	UR	020-854	0	020-954	0
Mandibular										
Anterior	-1°	0°	.045	1.14		UNIV	020-858		020-958	
Cuspid	-11°	5°	.030	0.76		LL	020-863		-	
	-11°	5°	.030	0.76		LR	020-864		-	
	-11°	5°	.030	0.76	D	LL	020-867		020-967	
	-11°	5°	.030	0.76	D	LR	020-868		020-968	
First Bicuspid	-17°	0°	.032	0.81		UNIV	020-856	0	020-956	0
	-17°	0°	.032	0.81	D	LL	020-859	0	020-959	0*
	-17°	0°	.032	0.81	D	LR	020-860	0	020-960	0*
Second Bicuspid	-22°	0°	.032	0.81		UNIV	020-857	0	020-957	
	-22°	0°	.032	0.81	D	LL	020-861	0**	020-961	0
	-22°	0°	.032	0.81	D	LR	020-862	0**	020-962	0

\*Not available with APC™ PLUS Adhesive.  
 \*\*Available Uncoated only.

Adding Prefix "3" is APC™ II Adhesive System - Example: 3020-839  
 Adding Prefix "5" is APC™ PLUS Adhesive System - Example: 5020-839

### Victory Series Buccal Tubes Andrews\* Prescription

	Torque	Offset	L/R	.018 in.		.022 in.	
Upper 1 <sup>ST</sup>	-10°	7°	L	068-805		068-905	
	-10°	7°	R	068-806		068-906	
Upper 2 <sup>ND</sup>	-10°	6°	L	067-829	1	067-929	1
	-10°	6°	R	067-830	2	067-930	2
Lower 1 <sup>ST</sup>	-25°	6°	L	067-801	3	067-901	3
	-25°	6°	R	067-802	4	067-902	4
Lower 2 <sup>ND</sup>	-30°	6°	L	067-835	3	067-935	3
	-30°	6°	R	067-836	4	067-936	4

<b>Note</b>	<b>3</b> Appliance is available with APC™ II Adhesive Coated Appliance System.	<b>5</b> Appliance is available with APC™ PLUS Adhesive Coated Appliance System with color change adhesive.
	APC™ II Brackets sold in units of five. APC™ PLUS Brackets sold in units of five.	APC™ II Buccal Tubes sold in units of five. APC™ PLUS Buccal Tubes sold in units of four. Non-coated Buccal Tubes sold individually.
*Solventum version of this prescription. No endorsement by the Doctor is implied.	Measurements are in millimeters unless otherwise noted.	<b>1 2 3 4</b> Buccal Tube is available with a bondable base.
For detailed buccal tube information see the Buccal Tubes section.		

Adding Prefix "3" is APC™ II Adhesive System - Example: 3068-805  
 Adding Prefix "5" is APC™ PLUS Adhesive System - Example: 5068-805

# 3.14 Metal Brackets

## Mini Uni-Twin™ Brackets

### Selection by Alexander\* Prescription

Maxillary	Torque	Ang.	In/Out		Hook	L/R	.018 in.	.022 in.	Offset	
			in.	mm						
Central	+14°	5°	.034	0.86		UL	<b>020-465</b>	<b>020-565</b>		
	+14°	5°	.034	0.86		UR	<b>020-464</b>	<b>020-564</b>		
Lateral	+8°	9°	.044	1.12		UL	<b>020-841</b>	<b>020-941</b>		
	+8°	9°	.044	1.12		UR	<b>020-842</b>	<b>020-942</b>		
	+8°	9°	.044	1.12	D	UL	<b>020-459</b>	-		
	+8°	9°	.044	1.12	D	UR	<b>020-458</b>	-		
Cuspid	0°	11°	.032	0.81		UL	<b>020-845</b>	-		
	0°	11°	.032	0.81		UR	<b>020-846</b>	-		
	0°	11°	.032	0.81	D	UL	<b>020-849</b>	<b>020-949</b>		
	0°	11°	.032	0.81	D	UR	<b>020-850</b>	<b>020-950</b>		
Bicuspid	-7°	0°	.035	0.89		UNIV	<b>020-853</b>	<b>0</b>	<b>020-953</b>	<b>0</b>
	-7°	0°	.035	0.89	D	UL	<b>020-855</b>	<b>0</b>	<b>020-955</b>	<b>0</b>
	-7°	0°	.035	0.89	D	UR	<b>020-854</b>	<b>0</b>	<b>020-954</b>	<b>0</b>
<b>Mandibular</b>										
Anterior	-5°	0°	.044	1.12		UNIV	<b>020-467</b>	<b>020-567</b>		
Cuspid	-7°	6°	.030	0.76	D	LL	<b>020-453</b>	<b>020-553</b>		
	-7°	6°	.030	0.76	D	LR	<b>020-452</b>	<b>020-552</b>		
First Bicuspid	-11°	0°	.032	0.81		UNIV	<b>020-466</b>	<b>0</b>	-	<b>0</b>
	-11°	0°	.032	0.81	D	LL	<b>020-461</b>	<b>0</b>	<b>020-561</b>	<b>0</b>
	-11°	0°	.032	0.81	D	LR	<b>020-460</b>	<b>0</b>	<b>020-560</b>	<b>0</b>
Second Bicuspid	-17°	0°	.032	0.81		UNIV	<b>020-856</b>	<b>0</b>	<b>020-956</b>	<b>0</b>
	-17°	0°	.032	0.81	D	LL	<b>020-859</b>	<b>0</b>	<b>020-959</b>	<b>0*</b>
	-17°	0°	.032	0.81	D	LR	<b>020-860</b>	<b>0</b>	<b>020-960</b>	<b>0*</b>

\*Not available with APC™ PLUS Adhesive.

Adding Prefix "3" is APC™ II Adhesive System -  
Example: 3020-465

Adding Prefix "5" is APC™ PLUS Adhesive System -  
Example: 5020-465

#### Note

<b>3</b> APC™ II Brackets sold in units of five.	<b>5</b> APC™ PLUS Brackets sold in units of five.
*Solventum version of this prescription. No endorsement by the Doctor is implied.	Measurements are in millimeters unless otherwise noted.

## Mini Uni-Twin™ Brackets

### Selection by Hilgers\* Prescription

Maxillary	Torque	Ang.	In/Out		Hook	L/R	.018 in.	.022 in.
			in.	mm				
Central	+22°	5°	.034	0.86		UL	<b>020-468</b>	-
	+22°	5°	.034	0.86		UR	<b>020-469</b>	-
Lateral	+14°	9°	.046	1.17		UL	<b>020-471</b>	-
	+14°	9°	.046	1.17		UR	<b>020-470</b>	-
Cuspid	+7°	11°	.035	0.89	D	UL	<b>020-485</b>	-
	+7°	11°	.035	0.89	D	UR	<b>020-486</b>	-
Bicuspid	-7°	0°	.035	0.89		UNIV	<b>020-853</b>	0
	-7°	0°	.035	0.89	D	UL	<b>020-855</b>	0
	-7°	0°	.035	0.89	D	UR	<b>020-854</b>	0
<b>Mandibular</b>								
Anterior	-1°	0°	.045	1.14		UNIV	<b>020-858</b>	-
Cuspid	+7°	5°	.033	0.84	D	LL	<b>020-484</b>	-
	+7°	5°	.033	0.84	D	LR	<b>020-483</b>	-
First Bicuspid	-11°	0°	.032	0.81		UNIV	<b>020-466</b>	0
	-11°	0°	.032	0.81	D	LL	<b>020-461</b>	0
	-11°	0°	.032	0.81	D	LR	<b>020-460</b>	0
Second Bicuspid	-17°	0°	.032	0.81		UNIV	<b>020-856</b>	0
	-17°	0°	.032	0.81	D	LL	<b>020-859</b>	0
	-17°	0°	.032	0.81	D	LR	<b>020-860</b>	0

Adding Prefix "3" is APC™ II Adhesive System - Example: 3020-468

Adding Prefix "5" is APC™ PLUS Adhesive System - Example: 5020-468

### Victory Series Buccal Tubes Hilgers\* Prescription

	Torque	Offset	L/R	.018 in.	.022 in.
Upper 1 <sup>ST</sup>	-10°	14°	L	<b>068-817</b>	<b>068-917</b>
	-10°	14°	R	<b>068-818</b>	<b>068-918</b>
Upper 2 <sup>ND</sup>	-10°	10°	L	<b>067-831</b>	<b>067-931</b>
	-10°	10°	R	<b>067-832</b>	<b>067-932</b>
Lower 1 <sup>ST</sup>	-25°	7°	L	<b>067-803</b>	<b>067-903</b>
	-25°	7°	R	<b>067-804</b>	<b>067-904</b>
Lower 2 <sup>ND</sup>	-25°	6°	L	<b>067-837</b>	<b>067-937</b>
	-25°	6°	R	<b>067-838</b>	<b>067-938</b>

Adding Prefix "3" is APC™ II Adhesive System - Example: 3068-817

Adding Prefix "5" is APC™ PLUS Adhesive System - Example: 5068-817

<b>Note</b>	<b>3</b> Appliance is available with APC™ II Adhesive Coated Appliance System.	<b>5</b> Appliance is available with APC™ PLUS Adhesive Coated Appliance System with color change adhesive.
	APC™ II Brackets sold in units of five. APC™ PLUS Brackets sold in units of five.	APC™ II Buccal Tubes sold in units of five. APC™ PLUS Buccal Tubes sold in units of four. Non-coated Buccal Tubes sold individually.
*Solventum version of this prescription. No endorsement by the Doctor is implied.	Measurements are in millimeters unless otherwise noted.	<b>1 2 3 4</b> Buccal Tube is available with a bondable base.
For detailed buccal tube information see the Buccal Tubes section.		

# 3.16 Metal Brackets

## Mini Uni-Twin™ Brackets

### Selection by Samson\* Prescription

Maxillary	Torque	Ang.	In/Out		Hook	L/R	.018 in.	.022 in.	Offset	Offset
			in.	mm						
Central	+22°	5°	.034	0.86		UL	<b>020-468</b>	-		
	+22°	5°	.034	0.86		UR	<b>020-469</b>	-		
Lateral	+14°	9°	.046	1.17		UL	<b>020-471</b>	-		
	+14°	9°	.046	1.17		UR	<b>020-470</b>	-		
Cuspid	+7°	11°	.035	0.89	D	UL	<b>020-485</b>	-		
	+7°	11°	.035	0.89	D	UR	<b>020-486</b>	-		
Bicuspid	-7°	0°	.035	0.89		UNIV	<b>020-853</b>	0	-	
	-7°	0°	.035	0.89	D	UL	<b>020-855</b>	0	-	
	-7°	0°	.035	0.89	D	UR	<b>020-854</b>	0	-	
<b>Mandibular</b>										
Cuspid	+7°	5°	.033	0.84	D	LL	<b>020-484</b>	-		
	+7°	5°	.033	0.84	D	LR	<b>020-483</b>	-		
First Bicuspid	-17°	0°	.032	0.81		UNIV	<b>020-856</b>	0	-	
	-17°	0°	.032	0.81	D	LL	<b>020-859</b>	0	-	
	-17°	0°	.032	0.81	D	LR	<b>020-860</b>	0	-	
Second Bicuspid	-22°	0°	.032	0.81		UNIV	<b>020-857</b>	0	-	
	-22°	0°	.032	0.81	D	LL	<b>020-861</b>	0*	-	
	-22°	0°	.032	0.81	D	LR	<b>020-862</b>	0*	-	

\*Available Uncoated only.

Adding Prefix "3" is APC™ II Adhesive System –  
Example: 3020-468

Adding Prefix "5" is APC™ PLUS Adhesive System –  
Example: 5020-468

### Victory Series Buccal Tubes Samson\* Prescription

	Torque	Offset	L/R	.018 in.		.022 in.	
Upper 1 <sup>ST</sup>	-10°	14°	L	<b>068-817</b>	<b>1</b>	<b>068-917</b>	
	-10°	14°	R	<b>068-818</b>	<b>2</b>	<b>068-918</b>	
Upper 2 <sup>ND</sup>	-10°	10°	L	<b>067-831</b>	<b>1</b>	<b>067-931</b>	<b>1</b>
	-10°	10°	R	<b>067-832</b>	<b>2</b>	<b>067-932</b>	<b>2</b>
Lower 1 <sup>ST</sup>	-25°	7°	L	<b>067-803</b>	<b>3</b>	<b>067-903</b>	<b>3</b>
	-25°	7°	R	<b>067-804</b>	<b>4</b>	<b>067-904</b>	<b>4</b>
Lower 2 <sup>ND</sup>	-25°	6°	L	<b>067-837</b>	<b>3</b>	<b>067-937</b>	<b>3</b>
	-25°	6°	R	<b>067-838</b>	<b>4</b>	<b>067-938</b>	<b>4</b>

Adding Prefix "3" is APC™ II Adhesive System –  
Example: 3068-817

Adding Prefix "5" is APC™ PLUS Adhesive System –  
Example: 5068-817

#### Note

<b>3</b> Appliance is available with APC™ II Adhesive Coated Appliance System.	<b>5</b> Appliance is available with APC™ PLUS Adhesive Coated Appliance System with color change adhesive.
APC™ II Brackets sold in units of five. APC™ PLUS Brackets sold in units of five.	APC™ II Buccal Tubes sold in units of five. APC™ PLUS Buccal Tubes sold in units of four. Non-coated Buccal Tubes sold individually.
*Solventum version of this prescription. No endorsement by the Doctor is implied.	Measurements are in millimeters unless otherwise noted.
<b>1 2 3 4</b> Buccal Tube is available with a bondable base.	
For detailed buccal tube information see the Buccal Tubes section.	

### Mini Uni-Twin™ Brackets

#### Selection by Level Anchorage™ Prescription

Maxillary	Torque	Ang.	In/Out		Hook	L/R	.018 in.		.022 in.	
			in.	mm						
Central	+14°	5°	.034	0.86		UL	020-465		020-565	
	+14°	5°	.034	0.86		UR	020-464		020-564	
Lateral	+8°	9°	.044	1.12		UL	020-841		020-941	
	+8°	9°	.044	1.12		UR	020-842		020-942	
Cuspid	0°	6°	.030	0.76		UL	020-893		-	
	0°	6°	.030	0.76		UR	020-894		-	
Bicuspid	-7°	0°	.035	0.89		UNIV	020-853	0	020-953	0
	-7°	0°	.035	0.89	D	UL	020-855	0	020-955	0
	-7°	0°	.035	0.89	D	UR	020-854	0	020-954	0
<b>Mandibular</b>										
Anterior	-1°	0°	.045	1.14		UNIV	020-858		020-958	
Cuspid	0°	6°	.030	0.76		LL	020-865		-	
	0°	6°	.030	0.76		LR	020-866		-	
	0°	6°	.030	0.76	D	LL	020-869		020-969	
	0°	6°	.030	0.76	D	LR	020-870		020-970	
First Bicuspid	-11°	4°	.032	0.81		LL	020-455		020-555	
	-11°	4°	.032	0.81		LR	020-454		020-554	
Second Bicuspid	-11°	6°	.032	0.81		LL	020-457		-	
	-11°	6°	.032	0.81		LR	020-456		-	

Offset

Offset

Adding Prefix "3" is APC™ II Adhesive System - Example: 3020-465

Adding Prefix "5" is APC™ PLUS Adhesive System - Example: 5020-465

#### Victory Series Buccal Tubes Level Anchorage Prescription

	Torque	Offset	L/R	.018 in.		.022 in.	
Upper 1 <sup>ST</sup>	-10°	14°	L	068-817	1	068-917	
	-10°	14°	R	068-818	2	068-918	
Upper 2 <sup>ND</sup>	-10°	10°	L	067-831	1	067-931	1
	-10°	10°	R	067-832	2	067-932	2
Lower 1 <sup>ST</sup>	-25°	7°	L	067-803	3	067-903	3
	-25°	7°	R	067-804	4	067-904	4
Lower 2 <sup>ND</sup>	-25°	6°	L	067-837	3	067-937	3
	-25°	6°	R	067-838	4	067-938	4

Base

Base

Adding Prefix "3" is APC™ II Adhesive System - Example: 3068-817

Adding Prefix "5" is APC™ PLUS Adhesive System - Example: 5068-817

<b>Note</b>	<b>3</b> Appliance is available with APC™ II Adhesive Coated Appliance System.	<b>5</b> Appliance is available with APC™ PLUS Adhesive Coated Appliance System with color change adhesive.
	APC™ II Brackets sold in units of five. APC™ PLUS Brackets sold in units of five.	APC™ II Buccal Tubes sold in units of five. APC™ PLUS Buccal Tubes sold in units of four. Non-coated Buccal Tubes sold individually.
	Measurements are in millimeters unless otherwise noted.	<b>1 2 3 4</b> Buccal Tube is available with a bondable base.
For detailed buccal tube information see the Buccal Tubes section.		

# 3.18 Metal Brackets

## Mini Uni-Twin™ Brackets

### Selection by Dischinger\* Prescription

Maxillary	Torque	Ang.	In/Out		Hook	L/R	.018 in.		.022 in.	
			in.	mm						
Central	+22°	5°	.034	0.86		UL	020-468		020-568	
	+22°	5°	.034	0.86		UR	020-469		020-569	
Lateral	+14°	9°	.046	1.17		UL	020-471		020-571	
	+14°	9°	.046	1.17		UR	020-470		020-570	
Cuspid	0°	11°	.032	0.81		UL	020-845		-	
	0°	11°	.032	0.81		UR	020-846		-	
	0°	11°	.032	0.81	D	UL	020-849		020-949	
	0°	11°	.032	0.81	D	UR	020-850		020-950	
Bicuspid	-7°	0°	.035	0.89		UNIV	020-853	0	020-953	0
	-7°	0°	.035	0.89	D	UL	020-855	0	020-955	0
	-7°	0°	.035	0.89	D	UR	020-854	0	020-954	0
<b>Mandibular</b>										
Anterior	-10°	0°	.044	1.12		UNIV	-		020-590	
Cuspid	-11°	5°	.030	0.76		LL	020-863		-	
	-11°	5°	.030	0.76		LR	020-864		-	
	-11°	5°	.030	0.76	D	LL	020-867		020-967	
	-11°	5°	.030	0.76	D	LR	020-868		020-968	
First Bicuspid	-17°	0°	.032	0.81		UNIV	020-856	0	020-956	0
	-17°	0°	.032	0.81	D	LL	020-859	0	020-959	0*
	-17°	0°	.032	0.81	D	LR	020-860	0	020-960	0*
Second Bicuspid	-22°	0°	.032	0.81		UNIV	020-857	0	020-957	0
	-22°	0°	.032	0.81	D	LL	020-861	0**	020-961	0
	-22°	0°	.032	0.81	D	LR	020-862	0**	020-962	0

\*Not available with APC™ PLUS Adhesive.

\*\*Available Uncoated only.

Adding Prefix "3" is APC™ II Adhesive System -  
Example: 3020-468

Adding Prefix "5" is APC™ PLUS Adhesive System -  
Example: 5020-468

### Victory Series Buccal Tubes Dischinger\* Prescription

	Torque	Offset	L/R	.018 in.		.022 in.	
Upper 1 <sup>ST</sup>	-10°	7°	L	068-851	1	068-951	1
	-10°	7°	R	068-852	2	068-952	2
Upper 2 <sup>ND</sup>	-10°	10°	L	067-831	1	067-931	1
	-10°	10°	R	067-832	2	067-932	2
Lower 1 <sup>ST</sup>	-25°	7°	L	067-803	3	067-903	3
	-25°	7°	R	067-804	4	067-904	4
Lower 2 <sup>ND</sup>	-25°	10°	L	067-839	3	067-939	3
	-25°	10°	R	067-840	4	067-940	4

Adding Prefix "3" is APC™ II Adhesive System -  
Example: 3068-851

Adding Prefix "5" is APC™ PLUS Adhesive System -  
Example: 5068-851

#### Note

<b>3</b> Appliance is available with APC™ II Adhesive Coated Appliance System.	<b>5</b> Appliance is available with APC™ PLUS Adhesive Coated Appliance System with color change adhesive.
APC™ II Brackets sold in units of five. APC™ PLUS Brackets sold in units of five.	APC™ II Buccal Tubes sold in units of five. APC™ PLUS Buccal Tubes sold in units of four. Non-coated Buccal Tubes sold individually.
*Solventum version of this prescription. No endorsement by the Doctor is implied.	Measurements are in millimeters unless otherwise noted.
<b>1 2 3 4</b> Buccal Tube is available with a bondable base.	
For detailed buccal tube information see the Buccal Tubes section.	

### Mini Uni-Twin™ Brackets

#### Selection by Standard Edgewise Prescription

Maxillary	Torque	Ang.	In/Out		Hook	L/R	.018 in.	.022 in.
			in.	mm				
Central	0°	0°	.030	0.76		UNIV	020-411	020-511
Lateral	0°	0°	.030	0.76		UNIV	-	020-512
Cuspid	0°	0°	.030	0.76		UNIV	-	020-507
	0°	0°	.030	0.76	D	UR	020-408**	020-508*
	0°	0°	.030	0.76	D	UL	020-409**	020-509*
Bicuspid	0°	0°	.033	0.84		UNIV	020-489	020-589
	0°	0°	.033	0.84	D	UL/LR	-	020-597
	0°	0°	.033	0.84	D	UR/LL	-	020-598
Mandibular								
Anterior	0°	0°	.040	1.02		UNIV	-	020-510
Cuspid	0°	0°	.030	0.76		UNIV	-	020-507
	0°	0°	.030	0.76	D	LL	020-408**	020-508*
	0°	0°	.030	0.76	D	LR	020-409**	020-509*

\*Not available with APC™ PLUS Adhesive.  
 \*\*Available Uncoated only.

Offset  
 Adding Prefix "3" is APC™ II Adhesive System – Example: 3020-411  
 Adding Prefix "5" is APC™ PLUS Adhesive System – Example: 5020-411

### Victory Series Buccal Tubes Standard Edgewise Prescription

	Torque	Offset	L/R	.018 in.	.022 in.
Upper 1 <sup>ST</sup>	0°	7°	L	068-801	068-901
	0°	7°	R	068-802	068-902
Upper 2 <sup>ND</sup>	0°	6°	L	067-827	067-927
	0°	6°	R	067-828	067-928
Lower 1 <sup>ST</sup>	0°	6°	L	067-809	067-909
	0°	6°	R	067-810	067-910
Lower 2 <sup>ND</sup>	0°	6°	L	067-828	067-928
	0°	6°	R	067-827	067-927

Base  
 Adding Prefix "3" is APC™ II Adhesive System – Example: 3068-801  
 Adding Prefix "5" is APC™ PLUS Adhesive System – Example: 5068-801

<b>Note</b>	<b>3</b> Appliance is available with APC™ II Adhesive Coated Appliance System.	<b>5</b> Appliance is available with APC™ PLUS Adhesive Coated Appliance System with color change adhesive.
	APC™ II Brackets sold in units of five. APC™ PLUS Brackets sold in units of five.	APC™ II Buccal Tubes sold in units of five. APC™ PLUS Buccal Tubes sold in units of four. Non-coated Buccal Tubes sold individually.
	Measurements are in millimeters unless otherwise noted.	<b>1 2 3 4</b> Buccal Tube is available with a bondable base.
For detailed buccal tube information see the Buccal Tubes section.		

## 3.20 Metal Brackets

### Mini Uni-Twin™ Case Kits

#### Victory Series™ ZeroBase™ Buccal Tubes

##### Mini Uni-Twin Brackets Roth\* Prescription One Case Kits

	Type	Hook	.018 in.	.022 in.
U/L Mesh	5 x 5	Cuspid/Bicuspid	<b>020-167</b>	<b>020-171</b>
U/L Mesh	5 x 5	Cuspid	-	<b>020-195</b>

Adding Prefix "3" is APC™ II Adhesive System –  
Example: 3020-165

Adding Prefix "5" is APC™ PLUS Adhesive System –  
Example: 5020-165

##### Mini Uni-Twin Level Anchorage™ Brackets One Case Kits

	Type	Hook	.018 in.	.022 in.
U/L	5 x 5		<b>020-183</b>	-

#### Victory Series Buccal Tubes ZeroBase Prescription

	Torque	Offset	Headgear	L/R	.018 in.		.022 in.	
Upper 1 <sup>ST</sup>	0°	15°	.045	L	<b>068-825</b>			
	0°	15°	.045	R	<b>068-826</b>			
Upper 1 <sup>ST</sup>	-10°	14°	.045	L	<b>068-817</b>	<b>1</b>	<b>068-917</b>	
	-10°	14°	.045	R	<b>068-818</b>	<b>2</b>	<b>068-918</b>	
Upper 2 <sup>ND</sup>	-10°	10°		L	<b>067-831</b>	<b>1</b>	<b>067-931</b>	<b>1</b>
	-10°	10°		R	<b>067-832</b>	<b>2</b>	<b>067-932</b>	<b>2</b>
Lower 1 <sup>ST</sup>	-25°	7°		L	<b>067-803</b>	<b>3</b>	<b>067-903</b>	<b>3</b>
	-25°	7°		R	<b>067-804</b>	<b>4</b>	<b>067-904</b>	<b>4</b>
Lower 2 <sup>ND</sup>	-25°	6°		L	<b>067-837</b>	<b>3</b>	<b>067-937</b>	<b>3</b>
	-25°	6°		R	<b>067-838</b>	<b>4</b>	<b>067-938</b>	<b>4</b>

Base

Base

Adding Prefix "3" is APC™ II Adhesive System –  
Example: 3068-825

Adding Prefix "5" is APC™ PLUS Adhesive System –  
Example: 5068-825

#### Note

<b>3</b> Appliance is available with APC™ II Adhesive Coated Appliance System.	<b>5</b> Appliance is available with APC™ PLUS Adhesive Coated Appliance System with color change adhesive.
APC™ II Buccal Tubes sold in units of five. APC™ PLUS Buccal Tubes sold in units of four. Non-coated Buccal Tubes sold individually.	
*Solventum version of this prescription. No endorsement by the Doctor is implied.	Measurements are in millimeters unless otherwise noted.
<b>1 2 3 4</b>	
Buccal Tube is available with a bondable base.	
For detailed buccal tube information see the Buccal Tubes section.	

## Mini Uni-Twin™ Case Kits

### Victory Series Buccal Tubes Alexander\* Prescription

	Torque	Offset	L/R	.018 in.		.022 in.	
Upper 1 <sup>ST</sup>	-10°	14°	L	068-809		068-909	
	-10°	14°	R	068-810		068-910	
Upper 2 <sup>ND</sup>	-10°	10°	L	067-831	1	067-931	1
	-10°	10°	R	067-832	2	067-932	2
Lower 1 <sup>ST</sup>	-25°	6°	L	067-801	3	067-901	3
	-25°	6°	R	067-802	4	067-902	4
Lower 2 <sup>ND</sup>	-25°	6°	L	067-837	3	067-937	3
	-25°	6°	R	067-838	4	067-938	4

**Base**

Adding Prefix "3" is APC™ II Adhesive System –  
Example: 3068-809

**Base**

Adding Prefix "5" is APC™ PLUS Adhesive System –  
Example: 5068-809

Note			
<b>3</b> Appliance is available with APC™ II Adhesive Coated Appliance System.	<b>5</b> Appliance is available with APC™ PLUS Adhesive Coated Appliance System with color change adhesive.		
APC™ II Buccal Tubes sold in units of five. APC™ PLUS Buccal Tubes sold in units of four. Non-coated Buccal Tubes sold individually.			
*Solventum version of this prescription. No endorsement by the Doctor is implied.	Measurements are in millimeters unless otherwise noted.	<b>1 2 3 4</b>	Buccal Tube is available with a bondable base.
For detailed buccal tube information see the Buccal Tubes section.			

## 3.22 Metal Brackets

### Victory Series™ Brackets



The low profile hook and small ball are milled from a single piece of metal for increased patient comfort.



Solventum offers an innovative color coding system that assigns a different color to each quadrant of the mouth for immediate identification.



Gingivally Off-Set Bicuspid Bracket features a three point contact design along with rounded corners for a great base-to-tooth fit.

### Victory Series™ Bracket System

The industry standard for brackets, the Victory Series metal bracket system features high bond strength, easily readable identification system and easier bracket ligation. For ease of use, the brackets have been designed with smoothly finished bicuspid tie-wings that are slightly extended and offset gingivally away from the tooth. Deep tie-wing undercuts assure easier and more secure ligation.

An innovative pad design, incorporating an 80 gauge mesh bonding pad, matches the curvature of the tooth for maximum contact and strong, consistent bond strength. Research conducted and published by Howard University\* reveals shear bond strengths 40% to 50% higher for 80 gauge mesh vs. 100 gauge mesh on bicuspid with macro-filled resins.

Also available are gingivally offset bicuspid brackets. This unique

pad design features a larger bonding base and radiused corners for enhanced base-to-tooth adaptation, providing improved bond strength.

The Victory Series bracket system also makes use of torque-in-base design techniques to provide level slot line-up, and help avoid occlusal interference. A long axis scribe line is provided for accurate placement.

Victory Series metal brackets from Solventum. Providing products that make your life easier.

Victory Series™ Brackets available with:

#### APC™ II Adhesive

Also available with APC™ Plus Adhesive pre-coating.

\*S. Scott, E.M. Kudlick, and F.C. Eichmiller, thesis abstract 1992, Howard University College of Dentistry, Washington D.C.

## Victory Series™ Brackets

### Selection By Tooth – Maxillary

**Central Twin**



Torque	Ang.	In/Out		M/D	Hook	L/R	.018 in.		.022 in.	
		in.	mm	Width						
+22°	0°	.040	1.02	3.5		L	<b>017-563</b>		<b>017-663</b>	
+22°	0°	.040	1.02	3.5		R	<b>017-564</b>		<b>017-664</b>	
+22°	5°	.040	1.02	3.5		L	<b>017-561</b>		<b>017-661</b>	
+22°	5°	.040	1.02	3.5		R	<b>017-562</b>		<b>017-662</b>	
+17°	5°	.040	1.02	3.5		L	<b>017-595</b>		-	
+17°	5°	.040	1.02	3.5		R	<b>017-596</b>		-	
+17°	4°	.040	1.02	3.5		L	<b>017-775</b>		<b>017-875</b>	
+17°	4°	.040	1.02	3.5		R	<b>017-776</b>		<b>017-876</b>	
+14°	5°	.040	1.02	3.5		L	<b>017-401</b>		<b>017-501</b>	
+14°	5°	.040	1.02	3.5		R	<b>017-402</b>		<b>017-502</b>	
+7°	5°	.040	1.02	3.5		L	<b>017-801</b>		<b>017-901</b>	
+7°	5°	.040	1.02	3.5		R	<b>017-802</b>		<b>017-902</b>	
0°	0°	.032	0.81	3.5		L/R	<b>017-769</b>		<b>017-869</b>	

**Lateral Twin**



+14°	8°	.052	1.32	2.6		L	<b>017-569</b>		<b>017-669</b>	
+14°	8°	.052	1.32	2.6		R	<b>017-570</b>		<b>017-670</b>	
+14°	8°	.052	1.32	2.6	D	L	-		<b>017-671</b>	
+14°	8°	.052	1.32	2.6	D	R	-		<b>017-672</b>	
+14°	8°	.042	1.07	2.6		L	<b>017-565</b>		-	
+14°	8°	.042	1.07	2.6		R	<b>017-566</b>		-	
+14°	8°	.042	1.07	2.6	D	L	<b>017-567</b>		-	
+14°	8°	.042	1.07	2.6	D	R	<b>017-568</b>		-	
+10°	8°	.049	1.24	2.6		L	<b>017-777</b>		<b>017-877</b>	
+10°	8°	.049	1.24	2.6		R	<b>017-778</b>		<b>017-878</b>	
+7°	8°	.049	1.24	2.6		L	<b>017-403</b>		<b>017-503</b>	
+7°	8°	.049	1.24	2.6		R	<b>017-404</b>		<b>017-504</b>	
+7°	8°	.049	1.24	2.6	D	L	<b>017-405</b>		<b>017-505</b>	
+7°	8°	.049	1.24	2.6	D	R	<b>017-406</b>		<b>017-506</b>	
+3°	9°	.049	1.24	2.6		L	<b>017-803</b>		<b>017-903</b>	
+3°	9°	.049	1.24	2.6		R	<b>017-804</b>		<b>017-904</b>	
0°	0°	.032	0.81	2.6		L/R	<b>017-770</b>		<b>017-870</b>	

**Lateral Single**



+7°	8°	.049	1.24	5.5		L	<b>017-437</b>		-	
+7°	8°	.049	1.24	5.5		R	<b>017-438</b>		-	

Offset

Offset

Adding Prefix "3" is APC™ II Adhesive System –  
Example: 3017-563

Adding Prefix "5" is APC™ PLUS Adhesive System –  
Example: 5017-563

**Note**

<b>3</b> APC™ II Brackets sold in units of five.	<b>5</b> APC™ PLUS Brackets sold in units of five.
Measurements are in millimeters unless otherwise noted.	
MBT™ Versatile+ Appliance System Brackets pictured in most cases.	

# 3.24 Metal Brackets

## Victory Series™ Brackets

### Selection By Tooth – Maxillary

Cuspid  
Twin



Torque	Ang.	In/Out		M/D	Hook	L/R	.018 in.	.022 in.
		in.	mm	Width				
+7°	10°	.032	0.81	3.2	D	L	017-575	017-675
+7°	10°	.032	0.81	3.2	D	R	017-576	017-676
+7°	5°	.031	0.79	3.2		L	017-605	-
+7°	5°	.031	0.79	3.2		R	017-606	-
+7°	5°	.031	0.79	3.2	D	L	017-607	017-707
+7°	5°	.031	0.79	3.2	D	R	017-608	017-708
+7°	5°	.031	0.79	3.2	M	L	017-609	-
+7°	5°	.031	0.79	3.2	M	R	017-610	-
0°	8°	.032	0.81	3.2	D	L	017-773	017-873
0°	8°	.032	0.81	3.2	D	R	017-774	017-874
0°	6°	.032	0.81	3.2		L	017-625	017-725
0°	6°	.032	0.81	3.2		R	017-626	017-726
0°	6°	.032	0.81	3.2	D	L	017-627	017-727
0°	6°	.032	0.81	3.2	D	R	017-628	017-728
0°	6°	.031	0.79	3.2		L/R	-	017-718
0°	0°	.031	0.79	3.2		L	017-619*	017-719
0°	0°	.031	0.79	3.2		R	017-620*	017-720
0°	0°	.031	0.79	3.2	D	L	017-621	017-721
0°	0°	.031	0.79	3.2	D	R	017-622	017-722
-3°	10°	.032	0.81	3.2		L	017-411	017-511
-3°	10°	.032	0.81	3.2		R	017-412	017-512
-3°	10°	.032	0.81	3.2	D	L	017-413	017-513
-3°	10°	.032	0.81	3.2	D	R	017-414	017-514
-7°	8°	.032	0.81	3.2		L	-	017-879
-7°	8°	.032	0.81	3.2		R	-	017-880
-7°	8°	.032	0.81	3.2	D	L	017-881	017-981
-7°	8°	.032	0.81	3.2	D	R	017-882	017-982
0°	6°	.040	1.02	6.4		L	017-763*	-
0°	6°	.040	1.02	6.4		R	017-764*	-
-3°	10°	.031	0.79	6.4		L	017-407	-
-3°	10°	.031	0.79	6.4		R	017-408	-
-3°	10°	.031	0.79	6.4	Hk	L	017-409	017-509
-3°	10°	.031	0.79	6.4	Hk	R	017-410	017-510

Cuspid  
Single



\*Available Uncoated only.

Offset

Offset

Adding Prefix "3" is APC™ II Adhesive System –  
Example: 3017-573

Adding Prefix "5" is APC™ PLUS Adhesive System –  
Example: 5017-573

**Note**




**3** APC™ II Brackets sold in units of five.      **5** APC™ PLUS Brackets sold in units of five.

Measurements are in millimeters unless otherwise noted.

MBT™ Versatile+ Appliance System Brackets pictured in most cases.

### Victory Series™ Brackets

#### Selection By Tooth – Maxillary

	Torque	Ang.	In/Out		M/D	Hook	L/R	.018 in.		.022 in.	
			in.	mm	Width						
<b>Universal Bicuspid Twin</b> 	0°	0°	.036	0.91	3.0		L/R	<b>017-657</b>	<b>0</b>	<b>017-757</b>	<b>0</b>
	0°	0°	.036	0.91	3.0	D	L	<b>017-659</b>	<b>0</b>	<b>017-759</b>	<b>0</b>
	0°	0°	.036	0.91	3.0	D	R	<b>017-658</b>	<b>0</b>	<b>017-758</b>	<b>0</b>
	-7°	0°	.036	0.91	3.0		L/R	<b>017-583</b>	<b>0</b>	<b>017-683</b>	<b>0</b>
	-7°	0°	.036	0.91	3.0	D	L	<b>017-585</b>	<b>0</b>	<b>017-685</b>	<b>0</b>
	-7°	0°	.036	0.91	3.0	D	R	<b>017-584</b>	<b>0</b>	<b>017-684</b>	<b>0</b>
	-7°	0°	.036	0.91	3.0	M	L	-		<b>017-747</b>	<b>0</b>
	-7°	0°	.036	0.91	3.0	M	R	-		<b>017-748</b>	<b>0</b>
	-7°	0°	.036	0.91	3.0		L/R	<b>017-790</b>	<b>0</b>	<b>017-890</b>	<b>0</b>
<b>Universal Bicuspid Single</b> 	-7°	0°	.036	0.91	5.3		L/R	<b>017-415</b>	<b>0</b>	<b>017-515</b>	<b>0</b>
	-7°	0°	.036	0.91	5.3	Hk	L/R	-		<b>017-516</b>	
	-7°	0°	.036	0.91	5.3		L/R	<b>7017-415</b>		<b>7017-515</b>	
	-7°	0°	.036	0.91	5.3	Hk	L/R	<b>7017-416</b>		-	
<b>Second Bicuspid Twin THk*</b> 	-7°	0°	.055	1.40	3.0		L/R	<b>017-791</b>	<b>0</b>	<b>017-891</b>	<b>0</b>
	-7°	0°	.055	1.40	3.0	D	L	<b>017-813**</b>		<b>017-913</b>	
	-7°	0°	.055	1.40	3.0	D	R	<b>017-812**</b>		<b>017-912</b>	

\*Optional – Compensated in/out for tooth size discrepancy.  
 \*\*Available Uncoated only.

Offset

Offset

Adding Prefix "3" is APC™ II Adhesive System – Example: 3017-657  
 Adding Prefix "5" is APC™ PLUS Adhesive System – Example: 5017-657







**Note**

<b>3</b> APC™ II Brackets sold in units of five.	<b>5</b> APC™ PLUS Brackets sold in units of five.
Measurements are in millimeters unless otherwise noted.	
MBT™ Versatile+ Appliance System Brackets pictured in most cases.	

# 3.26 Metal Brackets

## Victory Series™ Brackets

### Selection By Tooth – Mandibular

	Torque	Ang.	In/Out		M/D	Hook	L/R	.018 in.		.022 in.	
			in.	mm				Width			
<b>Anterior Twin</b> 	0°	0°	.032	0.81	2.4		L/R	<b>017-603</b>		<b>017-703</b>	
	-1°	0°	.058	1.47	2.4		L/R	<b>017-419</b>		<b>017-519</b>	
	-1°	0°	.058	1.47	2.4	D	LL	-		<b>017-539*</b>	
	-1°	0°	.058	1.47	2.4	D	LR	-		<b>017-540*</b>	
	-1°	0°	.047	1.19	2.4		L/R	<b>017-660</b>		<b>017-760</b>	
	-5°	0°	.059	1.50	2.4		L/R	<b>017-422</b>		<b>017-522</b>	
	-5°	0°	.059	1.50	2.4	D	LL	<b>017-441*</b>		<b>017-541*</b>	
	-5°	0°	.059	1.50	2.4	D	LR	<b>017-442*</b>		<b>017-542*</b>	
	-6°	0°	.059	1.50	2.4		L/R	<b>017-792</b>		<b>017-892</b>	
	-10°	0°	.047	1.19	2.4		L/R	<b>017-613</b>		<b>017-713</b>	
<b>Anterior Single</b> 	-1°	0°	.058	1.47	4.4		L/R	<b>017-417</b>		<b>017-517*</b>	
	-5°	0°	.058	1.50	4.4		L/R	<b>017-420</b>		<b>017-520</b>	
	-5°	0°	.058	1.50	4.4	Hk	L/R	<b>017-421</b>		-	
<b>Cuspid Twin</b>  	+7°	5°	.031	0.79	3.2		L	<b>017-579</b>		<b>017-679</b>	
	+7°	5°	.031	0.79	3.2		R	<b>017-580</b>		<b>017-680</b>	
	+7°	5°	.031	0.79	3.2	M	L	<b>017-611</b>		-	
	+7°	5°	.031	0.79	3.2	M	R	<b>017-612</b>		-	
	+7°	5°	.031	0.79	3.2	D	L	<b>017-581</b>		<b>017-681</b>	
	+7°	5°	.031	0.79	3.2	D	R	<b>017-582</b>		<b>017-682</b>	
	0°	3°	.031	0.79	3.2	D	L	<b>017-771</b>		<b>017-871</b>	
	0°	3°	.031	0.79	3.2	D	R	<b>017-772</b>		<b>017-872</b>	
	0°	0°	.031	0.79	3.2		L	<b>017-643</b>		<b>017-743</b>	
	0°	0°	.031	0.79	3.2		R	<b>017-644</b>		<b>017-744</b>	
	0°	0°	.031	0.79	3.2	D	L	-		<b>017-745</b>	
	0°	0°	.031	0.79	3.2	D	R	-		<b>017-746</b>	
	-6°	3°	.030	0.76	3.2		L	<b>017-793</b>		<b>017-893</b>	
	-6°	3°	.030	0.76	3.2		R	<b>017-794</b>		<b>017-894</b>	
	-6°	3°	.030	0.76	3.2	D	LL	<b>017-883</b>		<b>017-983</b>	
	-6°	3°	.030	0.76	3.2	D	LR	<b>017-884</b>		<b>017-984</b>	
	-7°	6°	.030	0.76	3.2		L	<b>017-427</b>		<b>017-527</b>	
	-7°	6°	.030	0.76	3.2		R	<b>017-428</b>		<b>017-528</b>	
-7°	6°	.030	0.76	3.2	D	L	<b>017-429</b>		<b>017-529</b>		
-7°	6°	.030	0.76	3.2	D	R	<b>017-430</b>		<b>017-530</b>		
<b>Cuspid Single</b>  	-7°	6°	.027	0.69	6.4		L	<b>017-423</b>		<b>017-523*</b>	
	-7°	6°	.027	0.69	6.4		R	<b>017-424</b>		<b>017-524*</b>	
	-7°	6°	.027	0.69	6.4	Hk	L	<b>017-425</b>		-	
	-7°	6°	.027	0.69	6.4	Hk	R	<b>017-426</b>		-	
	0°	6°	.040	1.02	6.4		L	<b>017-761*</b>		-	
	0°	6°	.040	1.02	6.4		R	<b>017-762*</b>		-	

\*Available Uncoated only.

Offset

Offset

Adding Prefix "3" is APC™ II Adhesive System –  
Example: 3017-603

Adding Prefix "5" is APC™ PLUS Adhesive System –  
Example: 5017-603

**Note**





**3** APC™ II Brackets sold in units of five.      **5** APC™ PLUS Brackets sold in units of five.

Measurements are in millimeters unless otherwise noted.

MBT™ Versatile+ Appliance System Brackets pictured in most cases.

Victory Series™ Brackets

Selection By Tooth – Mandibular

	Torque	Ang.	In/Out		M/D	Hook	L/R	.018 in.		.022 in.	
			in.	mm				Width	Offset	Offset	
<b>First Bicuspid Twin</b> 	0°	0°	.036	0.91	3.0		L/R	017-599	0	017-699	0
	0°	0°	.036	0.91	3.0	D	L	017-601*		017-701	0
	0°	0°	.036	0.91	3.0	D	R	017-602*		017-702	0
	-7°	0°	.036	0.91	3.0		L/R	017-805		017-905	
	-7°	0°	.036	0.91	3.0	D	L	017-807		017-907	
	-7°	0°	.036	0.91	3.0	D	R	017-806		017-906	
	-11°	0°	.038	0.97	3.0		L/R	017-586	0	017-686	0
	-11°	0°	.038	0.97	3.0	D	L	017-587	0	017-687	0
	-11°	0°	.038	0.97	3.0	D	R	017-588	0	017-688	0
	-12°	2°	.038	0.97	3.0		L	017-795	0	017-895	0
	-12°	2°	.038	0.97	3.0		R	017-796	0	017-896	0
	-12°	2°	.038	0.97	3.0	D	L	017-809	0	017-909	0
	-12°	2°	.038	0.97	3.0	D	R	017-808	0	017-908	0
	-17°	0°	.039	0.99	3.0		L/R	017-616	0	017-716	0
	-17°	0°	.039	0.99	3.0	D	L	017-615	0	017-715	0
-17°	0°	.039	0.99	3.0	D	R	017-614	0	017-714	0	
<b>First Bicuspid Single</b> 	-11°	0°	.038	0.97	5.3		L/R	017-431	0	017-531	
	-11°	0°	.038	0.97	5.3	Hk	L/R	017-432		017-532	
	-11°	-4°	.038	0.97	5.3		L	017-765*		-	
	-11°	-4°	.038	0.97	5.3		R	017-766*		-	
<b>Second Bicuspid Twin</b> 	-17°	2°	.039	0.99	3.0		L	017-797	0	017-897	0
	-17°	2°	.039	0.99	3.0		R	017-798	0	017-898	0
	-17°	2°	.039	0.99	3.0	D	L	017-811	0	017-911	0
	-17°	2°	.039	0.99	3.0	D	R	017-810	0	017-910	0
	-17°	0°	.039	0.99	3.0		L/R	017-589	0	017-689	0
	-17°	0°	.039	0.99	3.0	D	L	017-591		017-691	0
	-17°	0°	.039	0.99	3.0	D	R	017-590		017-690	
	-22°	0°	.033	0.84	3.0		L/R	017-592	0	017-692	0
	-22°	0°	.033	0.84	3.0	D	L	017-593	0	017-693	0
-22°	0°	.033	0.84	3.0	D	R	017-594	0	017-694	0	
<b>Second Bicuspid Single</b> 	-11°	-6°	.035	0.89	5.3		L	017-767*		-	
	-11°	-6°	.035	0.89	5.3		R	017-768*		-	
	-17°	0°	.035	0.89	5.3		L/R	017-433	0	017-533	
	-17°	0°	.035	0.89	5.3	Hk	L/R	017-434		-	
	-17°	0°	.035	0.89	5.3		L/R	7017-433		7017-533	

\*Available Uncoated only.

Adding Prefix "3" is APC™ II Adhesive System – Example: 3017-599  
 Adding Prefix "5" is APC™ PLUS Adhesive System – Example: 5017-599

Note	
<b>3</b> APC™ II Brackets sold in units of five.	<b>5</b> APC™ PLUS Brackets sold in units of five.
Measurements are in millimeters unless otherwise noted.	If part number is preceded with "7" prefix, available welded to bicuspid bands.

# 3.28 Metal Brackets

## Victory Series™ Brackets

### Selection By MBT™ Versatile+ Appliance System

Maxillary	Torque	Ang.	In/Out		Hook	L/R	.018 in.		.022 in.	
			in.	mm						
Central	+17°	4°	.040	1.02		UL	017-775		017-875	
	+17°	4°	.040	1.02		UR	017-776		017-876	
Lateral	+10°	8°	.049	1.24		UL	017-777		017-877	
	+10°	8°	.049	1.24		UR	017-778		017-878	
Cuspid	0°	8°	.032	0.81	D	UL	017-773		017-873	
	0°	8°	.032	0.81	D	UR	017-774		017-874	
	-7°	8°	.032	0.81		UL	-		017-879	
	-7°	8°	.032	0.81		UR	-		017-880	
	-7°	8°	.032	0.81	D	UL	017-881		017-981	
	-7°	8°	.032	0.81	D	UR	017-882		017-982	
Universal Bicuspid	-7°	0°	.036	0.91		UNIV	017-790	0	017-890	0
	-7°	0°	.036	0.91	D	UL	017-585	0	017-685	0
	-7°	0°	.036	0.91	D	UR	017-584	0	017-684	0
Second Bicuspid THk*	-7°	0°	.055	1.40		UNIV	017-791	0	017-891	0
	-7°	0°	.055	1.40	D	UL	017-813	0	017-913	
	-7°	0°	.055	1.40	D	UR	017-812	0	017-912	
<b>Mandibular</b>										
Anterior	-6°	0°	.059	1.50		UNIV	017-792		017-892	
Cuspid	0°	3°	.031	0.79	D	LL	017-771		017-871	
	0°	3°	.031	0.79	D	LR	017-772		017-872	
	-6°	3°	.030	0.76		LL	017-793		017-893	
	-6°	3°	.030	0.76		LR	017-794		017-894	
	-6°	3°	.030	0.76	D	LL	017-883		017-983	
	-6°	3°	.030	0.76	D	LR	017-884		017-984	
First Bicuspid	-12°	2°	.038	0.97		LL	017-795	0	017-895	0
	-12°	2°	.038	0.97		LR	017-796	0	017-896	0
	-12°	2°	.038	0.97	D	LL	017-809	0	017-909	0
	-12°	2°	.038	0.97	D	LR	017-808	0	017-908	0
Second Bicuspid	-17°	2°	.039	0.99		LL	017-797	0	017-897	0
	-17°	2°	.039	0.99		LR	017-798	0	017-898	0
	-17°	2°	.039	0.99	D	LL	017-811	0	017-911	0
	-17°	2°	.039	0.99	D	LR	017-810	0	017-910	0

\*Optional - Compensated in/out for tooth size discrepancy

Offset

Offset

Adding Prefix "3" is APC™ II Adhesive System -  
Example: 3017-775

Adding Prefix "5" is APC™ PLUS Adhesive System -  
Example: 5017-775

**Note**

<b>3</b> APC™ II Brackets sold in units of five.	<b>5</b> APC™ PLUS Brackets sold in units of five.
Measurements are in millimeters unless otherwise noted.	

## Victory Series™ Brackets

### Selection By Sondhi Prescription

Maxillary	Torque	Ang.	In/Out		Hook	L/R	.018 in.	.022 in.	Offset	
			in.	mm						
Central	+22°	5°	.040	1.02		UL	017-561	017-661		
	+22°	5°	.040	1.02		UR	017-562	017-662		
Lateral	+14°	8°	.052	1.32		UL	017-569	017-669		
	+14°	8°	.052	1.32		UR	017-570	017-670		
	+14°	8°	.052	1.32	D	UL	-	017-671		
	+14°	8°	.052	1.32	D	UR	-	017-672		
Bicuspid	-7°	0°	.036	0.91		UNIV	017-415	0	017-515	0
	-7°	0°	.036	0.91	Hk	UNIV	-		017-516	
<b>Mandibular</b>										
Anterior Central	-1°	0°	.058	1.47		UNIV	017-417		017-517*	
Cuspid	-7°	6°	.027	0.69		LL	017-423		017-523*	
	-7°	6°	.027	0.69		LR	017-424		017-524*	
	-7°	6°	.027	0.69	Hk	LL	017-425		-	
	-7°	6°	.027	0.69	Hk	LR	017-426		-	
First Bicuspid	-11°	0°	.038	0.97		UNIV	017-431	0	017-531	
	-11°	0°	.038	0.97	Hk	UNIV	017-432	0	017-532	
Second Bicuspid	-17°	0°	.038	0.97		UNIV	017-433	0	017-533	
	-17°	0°	.038	0.97	Hk	UNIV	017-434		-	

\*Available Uncoated only.

Adding Prefix "3" is APC™ II Adhesive System -  
Example: 3017-561

Adding Prefix "5" is APC™ PLUS Adhesive System -  
Example: 5017-561

**Note**

**3** APC™ II Brackets sold in units of five.      **5** APC™ PLUS Brackets sold in units of five.

Measurements are in millimeters unless otherwise noted.

# 3.30 Metal Brackets

## Victory Series™ Brackets

### Selection By ZeroBase™ Prescription

Maxillary	Torque	Ang.	In/Out		Hook	L/R		.018 in.		.022 in.	
			in.	mm							
Central	+22°	5°	.040	1.02		UL	<b>B</b>	017-561		017-661	
	+22°	5°	.040	1.02		UR		017-562		017-662	
	+17°	5°	.040	1.02		UL	<b>M</b>	017-595		-	
	+17°	5°	.040	1.02		UR		017-596		-	
	+14°	5°	.040	1.02		UL	<b>D</b>	017-401		017-501	
	+14°	5°	.040	1.02		UR		017-402		017-502	
Lateral	+14°	8°	.052	1.32		UL	<b>B</b>	017-569		017-669	
	+14°	8°	.052	1.32		UR		017-570		017-670	
	+10°	8°	.049	1.24		UL	<b>M</b>	017-777		017-877	
	+10°	8°	.049	1.24		UR		017-778		017-878	
	+7°	8°	.049	1.24		UL	<b>D</b>	017-403		017-503	
	+7°	8°	.049	1.24		UR		017-404		017-504	
Cuspid	+7°	10°	.032	0.81		UL	<b>B</b>	017-575		017-675	
	+7°	10°	.032	0.81		UR		017-576		017-676	
	0°	6°	.032	0.81		UL	<b>M D</b>	017-625		017-725	
	0°	6°	.032	0.81		UR		017-626		017-726	
	0°	6°	.032	0.81	D	UL		017-627		017-727	
	0°	6°	.032	0.81	D	UR		017-628		017-728	
Bicuspid	0°	0°	.036	0.91		UNIV	<b>B M D</b>	017-657	0	017-757	0
	0°	0°	.036	0.91	D	UL	<b>B M D</b>	017-659		017-759	
	0°	0°	.036	0.91	D	UR	<b>B M D</b>	017-658		017-758	
<b>Mandibular</b>											
Anterior	-1°	0°	.058	1.47		UNIV	<b>B M D</b>	017-419		017-519	
Cuspid	+7°	5°	.031	0.79		LL	<b>B M D</b>	017-579		017-679	
	+7°	5°	.031	0.79		LR	<b>B M D</b>	017-580		017-680	
	+7°	5°	.031	0.79	M	LL	<b>B M D</b>	017-611		-	
	+7°	5°	.031	0.79	M	LR	<b>B M D</b>	017-612		-	
	+7°	5°	.031	0.79	D	LL	<b>B M D</b>	017-581		017-681	
	+7°	5°	.031	0.79	D	LR	<b>B M D</b>	017-582		017-682	
First Bicuspid	-7°	0°	.036	0.91		UNIV		017-805		017-905	
	-7°	0°	.036	0.91	D	LL	<b>B M D</b>	017-807		017-907	
	-7°	0°	.036	0.91	D	LR	<b>B M D</b>	017-806		017-906	
Second Bicuspid	-11°	0°	.038	0.97		UNIV	<b>B M D</b>	017-586	0	017-686	0
	-11°	0°	.038	0.97	D	LL	<b>B M D</b>	017-587	0	017-687	0
	-11°	0°	.038	0.97	D	LR	<b>B M D</b>	017-588	0	017-688	0

**B** Brachyfacial    **M** Mesofacial    **D** Dolichofacial

Offset

Offset

Adding Prefix "3" is APC™ II Adhesive System – Example: 3017-561

Adding Prefix "5" is APC™ PLUS Adhesive System – Example: 5017-561

#### Note

<b>3</b> APC™ II Brackets sold in units of five.	<b>5</b> APC™ PLUS Brackets sold in units of five.
*Solventum version of this prescription. No endorsement by the Doctor is implied.	Measurements are in millimeters unless otherwise noted.

## Victory Series™ Brackets

### Selection By Roth\* Prescription

Maxillary	Torque	Ang.	In/Out		Hook	L/R	.018 in.		.022 in.	
			in.	mm						
Central	+14°	5°	.040	1.02		UL	017-401		017-501	
	+14°	5°	.040	1.02		UR	017-402		017-502	
Lateral	+7°	8°	.049	1.24		UL	017-403		017-503	
	+7°	8°	.049	1.24		UR	017-404		017-504	
Cuspid	-3°	10°	.032	0.81		UL	017-411		017-511	
	-3°	10°	.032	0.81		UR	017-412		017-512	
	-3°	10°	.032	0.81	D	UL	017-413		017-513	
	-3°	10°	.032	0.81	D	UR	017-414		017-514	
Bicuspid	-7°	0°	.036	0.91		UNIV	017-583	0	017-683	0
	-7°	0°	.036	0.91	D	UL	017-585	0	017-685	0
	-7°	0°	.036	0.91	D	UR	017-584	0	017-684	0
	-7°	0°	.036	0.91	M	UL	-		017-747	0
	-7°	0°	.036	0.91	M	UR	-		017-748	0
<b>Mandibular</b>										
Anterior	-1°	0°	.058	1.47		UNIV	017-419		017-519	
Cuspid	-7°	6°	.030	0.76		LL	017-427		017-527	
	-7°	6°	.030	0.76		LR	017-428		017-528	
	-7°	6°	.030	0.76	D	LL	017-429		017-529	
	-7°	6°	.030	0.76	D	LR	017-430		017-530	
First Bicuspid	-17°	0°	.039	0.99		UNIV	017-616	0	017-716	0
	-17°	0°	.039	0.99	D	LL	017-615	0	017-715	0
	-17°	0°	.039	0.99	D	LR	017-614	0	017-714	0
Second Bicuspid	-22°	0°	.033	0.84		UNIV	017-592	0	017-692	0
	-22°	0°	.033	0.84	D	LL	017-593	0	017-693	0
	-22°	0°	.033	0.84	D	LR	017-594	0	017-694	0

Adding Prefix "3" is APC™ II Adhesive System -  
Example: 3017-401

Adding Prefix "5" is APC™ PLUS Adhesive System -  
Example: 5017-401

**Note**

<b>3</b> APC™ II Brackets sold in units of five.	<b>5</b> APC™ PLUS Brackets sold in units of five.
*Solventum version of this prescription. No endorsement by the Doctor is implied.	Measurements are in millimeters unless otherwise noted.

# 3.32 Metal Brackets

## Victory Series™ Brackets

### Selection By Andrews\* Prescription

Maxillary	Torque	Ang.	In/Out		Hook	L/R	.018 in.	.022 in.			
			in.	mm							
Central	+7°	5°	.040	1.02		UL	017-801			017-901	
	+7°	5°	.040	1.02		UR	017-802			017-902	
Lateral	+3°	9°	.049	1.24		UL	017-803			017-903	
	+3°	9°	.049	1.24		UR	017-804			017-904	
Cuspid	-3°	10°	.032	0.81		UL	017-411			017-511	
	-3°	10°	.032	0.81		UR	017-412			017-512	
	-3°	10°	.032	0.81	D	LL	017-413			017-513	
	-3°	10°	.032	0.81	D	LR	017-414			017-514	
Bicuspid	-7°	0°	.036	0.91		UNIV	017-583	0		017-683	0
	-7°	0°	.036	0.91	D	UL	017-585	0		017-685	0
	-7°	0°	.036	0.91	D	UR	017-584	0		017-684	0
	-7°	0°	.036	0.91	M	UL	-			017-747	0
	-7°	0°	.036	0.91	M	UR	-			017-748	0
<b>Mandibular</b>											
Anterior	-1°	0°	.058	1.47		UNIV	017-419			017-519	
Cuspid	-7°	6°	.030	0.76		LL	017-427			017-527	
	-7°	6°	.030	0.76		LR	017-428			017-528	
	-7°	6°	.030	0.76	D	LL	017-429			017-529	
	-7°	6°	.030	0.76	D	LR	017-430			017-530	
First Bicuspid	-17°	0°	.039	0.99		UNIV	017-616	0		017-716	0
	-17°	0°	.039	0.99	D	LL	017-615	0		017-715	0
	-17°	0°	.039	0.99	D	LR	017-614	0		017-714	0
Second Bicuspid	-22°	0°	.033	0.84		UNIV	017-592	0		017-692	0
	-22°	0°	.033	0.84	D	LL	017-593	0		017-693	0
	-22°	0°	.033	0.84	D	LR	017-594	0		017-694	0

Offset

Offset

Adding Prefix "3" is APC™ II Adhesive System -  
Example: 3017-801

Adding Prefix "5" is APC™ PLUS Adhesive System -  
Example: 5017-801

<b>Note</b>	
<b>3</b> APC™ II Brackets sold in units of five.	<b>5</b> APC™ PLUS Brackets sold in units of five.
*Solventum version of this prescription. No endorsement by the Doctor is implied.	Measurements are in millimeters unless otherwise noted.

## Victory Series™ Brackets

### Selection By Alexander\* Prescription

Maxillary	Torque	Ang.	In/Out		Hook	L/R	.018 in.		.022 in.	
			in.	mm						
Central Twin	+14°	5°	.040	1.02		UL	017-401		017-501	
	+14°	5°	.040	1.02		UR	017-402		017-502	
Lateral Twin	+7°	8°	.049	1.24		UL	017-403		017-503	
	+7°	8°	.049	1.24		UR	017-404		017-504	
	+7°	8°	.049	1.24	D	UL	017-405		017-505	
	+7°	8°	.049	1.24	D	UR	017-406		017-506	
Lateral Single	+7°	8°	.049	1.24		UL	017-437		-	
	+7°	8°	.049	1.24		UR	017-438		-	
Cuspid Single	-3°	10°	.031	0.79		UL	017-407		017-507	
	-3°	10°	.031	0.79		UR	017-408		017-508	
	-3°	10°	.031	0.79	Hk	UL	017-409		017-509	
	-3°	10°	.031	0.79	Hk	UR	017-410		017-510	
Bicuspid Single	-7°	0°	.036	0.91		UNIV	017-415	0	017-515	0
	-7°	0°	.036	0.91	Hk	UNIV	-		017-516	
<b>Mandibular</b>										
Anterior Single	-5°	0°	.059	1.50		UNIV	017-420		017-520	
	-5°	0°	.059	1.50	Hk	UNIV	017-421		-	
Cuspid Single	-7°	6°	.027	0.69		LL	017-423		017-523*	
	-7°	6°	.027	0.69		LR	017-424		017-524*	
	-7°	6°	.027	0.69	Hk	LL	017-425		-	
	-7°	6°	.027	0.69	Hk	LR	017-426		-	
First Bicuspid Single	-11°	0°	.038	0.97		UNIV	017-431	0	017-531	
	-11°	0°	.038	0.97	Hk	UNIV	017-432	0	017-532	
Second Bicuspid Single	-17°	0°	.038	0.97		UNIV	017-433	0	017-533	
	-17°	0°	.038	0.97	Hk	UNIV	017-434		-	

\*Available Uncoated only.

Offset

Offset

Adding Prefix "3" is APC™ II Adhesive System –  
Example: 3017-401

Adding Prefix "5" is APC™ PLUS Adhesive System –  
Example: 5017-401

**Note**

<b>3</b> APC™ II Brackets sold in units of five.	<b>5</b> APC™ PLUS Brackets sold in units of five.
*Solventum version of this prescription. No endorsement by the Doctor is implied.	Measurements are in millimeters unless otherwise noted.

# 3.34 Metal Brackets

## Victory Series™ Brackets

### Selection By Hilgers\* Prescription

Maxillary	Torque	Ang.	In/Out		Hook	L/R	.018 in.		.022 in.	
			in.	mm						
Central	+22°	5°	.040	1.02		UL	017-561		017-661	
	+22°	5°	.040	1.02		UR	017-562		017-662	
Lateral	+14°	8°	.052	1.32		UL	017-569		017-669	
	+14°	8°	.052	1.32		UR	017-570		017-670	
Cuspid	+7°	10°	.032	0.81	D	UL	017-575		017-675	
	+7°	10°	.032	0.81	D	UR	017-576		017-676	
Bicuspid	-7°	0°	.036	0.91		UNIV	017-583	0	017-683	0
	-7°	0°	.036	0.91	D	UL	017-585	0	017-685	0
	-7°	0°	.036	0.91	D	UR	017-584	0	017-684	0
	-7°	0°	.036	0.91	M	UL	-		017-747	0
	-7°	0°	.036	0.91	M	UR	-		017-748	0
<b>Mandibular</b>										
Anterior	-1°	0°	.058	1.47		UNIV	017-419		017-519	
Cuspid	+7°	5°	.031	0.79		LL	017-579		017-679	
	+7°	5°	.031	0.79		LR	017-580		017-680	
	+7°	5°	.031	0.79	D	LL	017-581		017-681	
	+7°	5°	.031	0.79	D	LR	017-582		017-682	
	+7°	5°	.031	0.79	M	LL	017-611		-	
	+7°	5°	.031	0.79	M	LR	017-612		-	
First Bicuspid	-11°	0°	.038	0.97		UNIV	017-586	0	017-686	0
	-11°	0°	.038	0.97	D	LL	017-587	0	017-687	0
	-11°	0°	.038	0.97	D	LR	017-588	0	017-688	0
Second Bicuspid	-17°	0°	.039	0.99		UNIV	017-589	0	017-689	0
	-17°	0°	.039	0.99	D	LL	017-591	0	017-691	0
	-17°	0°	.039	0.99	D	LR	017-590	0	017-690	0

Offset

Offset

Adding Prefix "3" is APC™ II Adhesive System -  
Example: 3017-561

Adding Prefix "5" is APC™ PLUS Adhesive System -  
Example: 5017-561

<b>Note</b>	<b>3</b> APC™ II Brackets sold in units of five.	<b>5</b> APC™ PLUS Brackets sold in units of five.
*Solventum version of this prescription. No endorsement by the Doctor is implied.	Measurements are in millimeters unless otherwise noted.	

## Victory Series™ Brackets

### Selection By Ricketts\* Prescription

Maxillary	Torque	Ang.	In/Out		Hook	L/R	.018 in.		.022 in.	
			in.	mm						
Central	+22°	5°	.040	1.02		UL	017-561		017-661	
	+22°	5°	.040	1.02		UR	017-562		017-662	
Lateral	+14°	8°	.052	1.32		UL	017-569		017-669	
	+14°	8°	.052	1.32		UR	017-570		017-670	
Cuspid	+7°	5°	.031	0.79		UL	017-605		-	
	+7°	5°	.031	0.79		UR	017-606		-	
	+7°	5°	.031	0.79	D	UL	017-607		017-707	
	+7°	5°	.031	0.79	D	UR	017-608		017-708	
	+7°	5°	.031	0.79	M	UL	017-609		017-709	
	+7°	5°	.031	0.79	M	UR	017-610		-	
Bicuspid	0°	0°	.036	0.91		UNIV	017-657	0	017-757	0
	0°	0°	.036	0.91	D	UL	017-659		017-759	
	0°	0°	.036	0.91	D	UR	017-658		017-758	
<b>Mandibular</b>										
Anterior	-1°	0°	.047	1.19		UNIV	017-660		017-760	
Cuspid	+7°	5°	.031	0.79		LL	017-579		017-679	
	+7°	5°	.031	0.79		LR	017-580		017-680	
	+7°	5°	.031	0.79	D	LL	017-581		017-681	
	+7°	5°	.031	0.79	D	LR	017-582		017-682	
	+7°	5°	.031	0.79	M	LL	017-611		-	
	+7°	5°	.031	0.79	M	LR	017-612		-	
First Bicuspid	0°	0°	.036	0.91		UNIV	017-599	0	017-699	0
	0°	0°	.036	0.91	D	LL	017-601*		017-701	0
	0°	0°	.036	0.91	D	LR	017-602*		017-702	0
Second Bicuspid	-11°	0°	.038	0.97		UNIV	017-586	0	017-686	0
	-11°	0°	.038	0.97	D	LL	017-587	0	017-687	0
	-11°	0°	.038	0.97	D	LR	017-588	0	017-688	0

\*Available Uncoated only.

Adding Prefix "3" is APC™ II Adhesive System -  
Example: 3017-561

Adding Prefix "5" is APC™ PLUS Adhesive System -  
Example: 5017-561

**Note**

<b>3</b> APC™ II Brackets sold in units of five.	<b>5</b> APC™ PLUS Brackets sold in units of five.
*Solventum version of this prescription. No endorsement by the Doctor is implied.	Measurements are in millimeters unless otherwise noted.

# 3.36 Metal Brackets

## Victory Series™ Brackets

### Selection By Samson\* Prescription

Maxillary	Torque	Ang.	In/Out		Hook	L/R	.018 in.		.022 in.	
			in.	mm						
Central Phase 1	+22°	0°	.040	1.02		UL	017-563		017-663	
	+22°	0°	.040	1.02		UR	017-564		017-664	
Central Phase 2	+22°	5°	.040	1.02		UL	017-561		017-661	
	+22°	5°	.040	1.02		UR	017-562		017-662	
Lateral	+7°	8°	.049	1.24		UL	017-403		017-503	
	+7°	8°	.049	1.24		UR	017-404		017-504	
Cuspid	+7°	5°	.031	0.79		UL	017-605		-	
	+7°	5°	.031	0.79		UR	017-606		-	
	+7°	5°	.031	0.79	D	UL	017-607		017-707	
	+7°	5°	.031	0.79	D	UR	017-608		017-708	
	+7°	5°	.031	0.79	M	UL	017-609		-	
	+7°	5°	.031	0.79	M	UR	017-610		-	
Bicuspid	-7°	0°	.036	0.91		UNIV	017-583	0	017-683	0
	-7°	0°	.036	0.91	D	UL	017-585	0	017-685	0
	-7°	0°	.036	0.91	D	UR	017-584	0	017-684	0
	-7°	0°	.036	0.91	M	UL	-		017-747	
	-7°	0°	.036	0.91	M	UR	-		017-748	
<b>Mandibular</b>										
Anterior	0°	0°	.032	0.81		UNIV	017-603		017-703	
Cuspid	+7°	5°	.031	0.79		LL	017-579		017-679	
	+7°	5°	.031	0.79		LR	017-580		017-680	
	+7°	5°	.031	0.79	D	LL	017-581		017-681	
	+7°	5°	.031	0.79	D	LR	017-582		017-682	
	+7°	5°	.031	0.79	M	LL	017-611		-	
	+7°	5°	.031	0.79	M	LR	017-612		-	
First Bicuspid	-17°	0°	.039	0.99		UNIV	017-616	0	017-716	0
	-17°	0°	.039	0.99	D	LL	017-615	0	017-715	0
	-17°	0°	.039	0.99	D	LR	017-614	0	017-714	0
Second Bicuspid	-22°	0°	.033	0.84		UNIV	017-592	0	017-692	0
	-22°	0°	.033	0.84	D	LL	017-593	0	017-693	0
	-22°	0°	.033	0.84	D	LR	017-594	0	017-694	0

Adding Prefix "3" is APC™ II Adhesive System –  
Example: 3017-563

Adding Prefix "5" is APC™ PLUS Adhesive System –  
Example: 5017-563

**Note**

<b>3</b> APC™ II Brackets sold in units of five.	<b>5</b> APC™ PLUS Brackets sold in units of five.
*Solventum version of this prescription. No endorsement by the Doctor is implied.	
Measurements are in millimeters unless otherwise noted.	

## Victory Series™ Brackets

### Selection By Bench\* Prescription

Maxillary	Torque	Ang.	In/Out		Hook	L/R	.018 in.	.022 in.	Offset	Offset
			in.	mm						
Central	+17°	5°	.040	1.02		UL	017-595	-		
	+17°	5°	.040	1.02		UR	017-596	-		
Lateral	+10°	8°	.049	1.24		UL	017-777		017-877	
	+10°	8°	.049	1.24		UR	017-778		017-878	
Cuspid	+7°	10°	.032	0.81	D	UL	017-575		017-675	
	+7°	10°	.032	0.81	D	UR	017-576		017-676	
Bicuspid	-7°	0°	.036	0.91		UNIV	017-583	0	017-683	0
	-7°	0°	.036	0.91	D	UL	017-585	0	017-685	0
	-7°	0°	.036	0.91	D	UR	017-584	0	017-684	0
	-7°	0°	.036	0.91	M	UL	-		017-747	
	-7°	0°	.036	0.91	M	UR	-		017-748	
<b>Mandibular</b>										
Anterior	-1°	0°	.058	1.47		UNIV	017-419		017-519	
Cuspid	+7°	5°	.031	0.79		LL	017-579		017-679	
	+7°	5°	.031	0.79		LR	017-580		017-680	
	+7°	5°	.031	0.79	D	LL	017-581		017-681	
	+7°	5°	.031	0.79	D	LR	017-582		017-682	
	+7°	5°	.031	0.79	M	LL	017-611		-	
	+7°	5°	.031	0.79	M	LR	017-612		-	
First Bicuspid	-11°	0°	.038	0.97		UNIV	017-586	0	017-686	0
	-11°	0°	.038	0.97	D	LL	017-587	0	017-687	0
	-11°	0°	.038	0.97	D	LR	017-588	0	017-688	0
Second Bicuspid	-22°	0°	.033	0.84		UNIV	017-592	0	017-692	0
	-22°	0°	.033	0.84	D	LL	017-593	0	017-693	0
	-22°	0°	.033	0.84	D	LR	017-594	0	017-694	0

Adding Prefix "3" is APC™ II Adhesive System -  
Example: 3017-595

Adding Prefix "5" is APC™ PLUS Adhesive System -  
Example: 5017-595

**Note**

<b>3</b> APC™ II Brackets sold in units of five.	<b>5</b> APC™ PLUS Brackets sold in units of five.
*Solventum version of this prescription. No endorsement by the Doctor is implied.	Measurements are in millimeters unless otherwise noted.

# 3.38 Metal Brackets

## Victory Series™ Brackets

### Selection By Level Anchorage™ Prescription

Maxillary	Torque	Ang.	In/Out		Hook	L/R	.018 in.	.022 in.
			in.	mm				
Central	+14°	5°	.040	1.02		UL	017-401	017-501
	+14°	5°	.040	1.02		UR	017-402	017-502
Lateral Twin	+7°	8°	.049	1.24		UL	017-403	017-503
	+7°	8°	.049	1.24		UR	017-404	017-504
Lateral Single	+7°	8°	.049	1.24		UL	017-437	-
	+7°	8°	.049	1.24		UR	017-438	-
Bicuspid Single	-7°	0°	.036	0.91		UNIV	017-415	017-515
	-7°	0°	.036	0.91	Hk	UNIV	-	017-516
<b>Mandibular</b>								
Anterior Single	-1°	0°	.058	1.47		UNIV	017-417	017-517*
Cuspid Single	0°	6°	.040	1.02		LL	017-761*	-
	0°	6°	.040	1.02		LR	017-762*	-
First Bicuspid Single	-11°	-4°	.038	0.97		LL	017-765*	-
	-11°	-4°	.038	0.97		LR	017-766*	-
Second Bicuspid Single	-11°	-6°	.038	0.97		LL	017-767*	-
	-11°	-6°	.038	0.97		LR	017-768*	-

\*Available Uncoated only.

Adding Prefix "3" is APC™ II Adhesive System –  
Example: 3017-401

Adding Prefix "5" is APC™ PLUS Adhesive System –  
Example: 5017-401

### Victory Series Buccal Tubes Level Anchorage Prescription

	Torque	Offset	L/R	.018 in.		.022 in.	
Upper 1 <sup>ST</sup>	-10°	14°	L	068-817	1	068-917	
	-10°	14°	R	068-818	2	068-918	
Upper 2 <sup>ND</sup>	-10°	10°	L	067-831	1	067-931	1
	-10°	10°	R	067-832	2	067-932	2
Lower 1 <sup>ST</sup>	-25°	7°	L	067-803	3	067-903	3
	-25°	7°	R	067-804	4	067-904	4
Lower 2 <sup>ND</sup>	-25°	6°	L	067-837	3	067-937	3
	-25°	-6°	R	067-838	4	067-938	4

Adding Prefix "3" is APC™ II Adhesive System –  
Example: 3068-817

Adding Prefix "5" is APC™ PLUS Adhesive System –  
Example: 5068-817

#### Note

<b>3</b> Appliance is available with APC™ II Adhesive Coated Appliance System.	<b>5</b> Appliance is available with APC™ PLUS Adhesive Coated Appliance System with color change adhesive.
APC™ II Brackets sold in units of five. APC™ PLUS Brackets sold in units of five.	APC™ II Buccal Tubes sold in units of five. APC™ PLUS Buccal Tubes sold in units of four. Non-coated Buccal Tubes sold individually.
Measurements are in millimeters unless otherwise noted.	<b>1 2 3 4</b> Buccal Tube is available with a bondable base.
For detailed buccal tube information see the Buccal Tubes section.	

## Victory Series™ Brackets

### Case Kits

#### Victory Series™ Twin MBT™ Versatile+ Appliance System Brackets One Case Kits

	Type	Hook	.018 in.	.022 in.
	U/L	5 x 5	-	017-551*
	U/L	5 x 5	017-452	017-552

Adding Prefix "3" is APC™ II Adhesive System -  
Example: 3017-451

Adding Prefix "5" is APC™ PLUS Adhesive System -  
Example: 5017-451

\*\*Not available with APC™ PLUS Adhesive.

#### Victory Series™ Brackets Roth\* Prescription One Case Kits

	Type	Hook	.018 in.	.022 in.
	U/L	5 x 5	017-447	017-547
	U/L	5 x 5	017-448	017-548

Adding Prefix "3" is APC™ II Adhesive System -  
Example: 3017-447

Adding Prefix "5" is APC™ PLUS Adhesive System -  
Example: 5017-447

#### Victory Series™ Twin Brackets Alexander\* Prescription One Case Kits

	Type	Hook	.018 in.	.022 in.
	U/L	5 x 5	017-460	-

**Note**

\*Solventum version of this prescription.  
No endorsement by the Doctor is implied.

## 3.40 Metal Brackets

### Victory Series™ V-Slot Brackets



Full contoured mesh base provides precision placement and consistent bonds.



The low profile torque-in-base design achieves level slot line-up and easy bracket placement.



Chamfered .018 x .018 V-slot allows easy insertion and removal of various auxiliaries to aid tooth alignment.

Victory Series Vertical Slot brackets deliver all the advantages of Victory Series brackets, along with the added benefits of vertical slot mechanics.

Our Victory Series V-Slot system was designed with you and your patient in mind. Chamfered vertical slots allow for easy insertion and

removal of various auxiliaries. Optional bicuspid brackets with gingival offsets provide increased bond strength. The integral ball hooks on cuspids and bicuspids allow for simultaneous use of auxiliaries.

The low bracket profile with domed tie-wings provides greater patient

comfort with easy ligation and enhanced mini metal esthetics. As with all Victory Series bracket systems, our color coded quadrant identification and APC™ Adhesive Coating System makes bracket selection user-friendly for both you and your staff. Victory Series Vertical Slot brackets: Solventum Innovation working for you.

Victory Series™ V-Slot Brackets available with:

#### **APC™ II Adhesive**

Also available with APC™ Plus Adhesive pre-coating.

### Victory Series™ V-Slot Brackets

Maxillary	Torque	Ang.	In/Out		Hook	L/R	.018 in.		.022 in.	
			in.	mm						
Central	+14°	5°	.048	1.22		UL	017-815		017-915	
	+14°	5°	.048	1.22		UR	017-814		017-914	
Lateral	+7°	8°	.057	1.45		UL	017-817		017-917	
	+7°	8°	.057	1.45		UR	017-816		017-916	
Cuspid	-3°	10°	.042	1.07		UL	017-819		017-919**	
	-3°	10°	.042	1.07		UR	017-818		017-918**	
	-3°	10°	.042	1.07	D	UL	017-823		017-923	
	-3°	10°	.042	1.07	D	UR	017-824		017-924	
Bicuspid	-7°	0°	.043	1.09		UNIV	017-820	0*	017-920	0
	-7°	0°	.043	1.09	D	UL	017-821	0	017-921	
	-7°	0°	.043	1.09	D	UR	017-822	0	017-922	
	-7°	0°	.043	1.09		UNIV	7017-820		7017-920	
<b>Mandibular</b>										
Anterior	-1°	0°	.064	1.63		UNIV	017-825		017-925	
Cuspid	-7°	6°	.041	1.04		LL	017-827**		017-927	
	-7°	6°	.041	1.04		LR	017-826**		017-926	
	-7°	6°	.041	1.04	D	LL	017-831		017-931	
	-7°	6°	.041	1.04	D	LR	017-830		017-930	
First Bicuspid	-17°	0°	.044	1.12		UNIV	017-828	0	017-928	0
	-17°	0°	.044	1.12	D	LL	-		017-933	
	-17°	0°	.044	1.12	D	LR	-		017-932	
	-17°	0°	.044	1.12		UNIV	7017-828		-	
Second Bicuspid	-22°	0°	.047	1.19		UNIV	017-829	0	017-929	0
	-22°	0°	.047	1.19		UNIV	7017-829		7017-929	
	-22°	0°	.047	1.19	D	LR	017-834		017-934	
	-22°	0°	.047	1.19	D	LL	017-835		017-935	

\*Available Uncoated only.  
 \*\*Available Uncoated and with APC™ II Adhesive only.

Adding Prefix "3" is APC™ II Adhesive System -  
 Example: 3017-815  
 Adding Prefix "5" is APC™ PLUS Adhesive System -  
 Example: 5017-815

### Victory Series™ V-Slot Brackets Roth\* One Case Kits

Type	Hook	.022 in.
U/L 5 x 5	Cuspid	017-557*
U/L 5 x 5	Cuspid/Bicuspid	017-558*

Adding Prefix "3" is APC™ II Adhesive System -  
 Example: 3017-557

\*Available Uncoated and with APC™ II Adhesive only.

<b>Note</b>	
<b>3</b> APC™ II Brackets sold in units of five.	<b>5</b> APC™ PLUS Brackets sold in units of five.
Measurements are in millimeters unless otherwise noted.	If part number is preceded with "7" prefix, available welded to bicuspid bands.
*Solventum version of this prescription. No endorsement by the Doctor is implied.	

## 3.42 Metal Brackets

### Miniature Twin Metal Brackets



A micro-etched base features strength comparable to mesh.



Ample under tie-wing area means smoother and more secure ligation.

Torque-in-base design with compound base contour.

Miniature Twin Brackets provide all the proven clinical characteristics of full size twin brackets, in a smaller size for greater comfort and improved esthetics. Manufactured from sturdy 17-4 stainless steel, metal injection molded Miniature

Twin brackets incorporate a micro-etched base for bond strength equivalent to mesh. Also featured are easy-to-read permanent I.D. marks plus new tie-wing ink marks. In addition, Miniature Twin brackets include a smooth, bi-directional hook

for superior elastic engagement. Backed by Solventum, the leader in orthodontic brackets and appliances for more than 70 years, Miniature Twin brackets promise outstanding performance for patients and practitioners alike.

Miniature Twin Metal Brackets available with:

#### **APC™ II Adhesive**

Also available with APC™ Plus Adhesive pre-coating.

### Miniature Twin Metal Brackets

#### Selection By MBT™ Versatile+ Appliance System

Maxillary	Torque	Ang.	In/Out		Hook	D/R	L/R	.018 in.	.022 in.
			in.	mm					
Central	+17°	+4°	.031	0.79			L	020-601	020-701
	+17°	+4°	.031	0.79			R	020-602	020-702
Lateral	+8°	+8°	.044	1.12			L	020-603	020-703
	+8°	+8°	.044	1.12			R	020-604	020-704
Cuspid	0°	+8°	.026	0.66	D/Hk		L	020-605	020-705
	0°	+8°	.026	0.66	D/Hk		R	020-606	020-706
Bicuspid	-7°	+0°	.028	0.71	D/Hk		L	020-607	020-707
	-7°	+0°	.028	0.71	D/Hk		R	020-608	020-708
<b>Mandibular</b>									
Anterior	-6°	0°	.044	1.12			L/R	020-609	020-709
Cuspid	0°	+3°	.018	0.46	D/Hk	6°	L	020-610	020-710
	0°	+3°	.018	0.46	D/Hk	6°	R	020-611	020-711
First	-12°	+2°	.030	0.76	D/Hk		L	020-612	020-712
Bicuspid	-12°	+2°	.030	0.76	D/Hk		R	020-613	020-713
Second	-17°	+2°	.029	0.74	D/Hk		L	020-614	020-714
Bicuspid	-17°	+2°	.029	0.74	D/Hk		R	020-615	020-715

Offset

Offset

#### Miniature Twin MBT Versatile+ Appliance System Brackets One Case Kits

Type	Hook	.018 in.	.022 in.
U/L	Cuspid/Bicuspid	020-201	020-202
U/L	Cuspid	020-203	020-204









**Note**

Measurements are in millimeters unless otherwise noted.

# 3.44 Metal Brackets

## Miniature Twin Metal Brackets

### Selection By Roth\* Prescription

Maxillary	Torque	Ang.	In/Out		M/D Width	Hook	L/R	D/R	Offset	
			.in.	mm					.018 in.	.022 in.
	+12°	+5°	.031	0.79	3.5		L		<b>017-201</b>	<b>017-301</b>
	+12°	+5°	.031	0.79	3.5		R		<b>017-202</b>	<b>017-302</b>
	+8°	+9°	.044	1.12	3.0		L		<b>017-203</b>	<b>017-303</b>
	+8°	+9°	.044	1.12	3.0		R		<b>017-204</b>	<b>017-304</b>
	0°	+11°	.026	0.66	3.5		L		<b>017-205</b>	<b>017-305</b>
	0°	+11°	.026	0.66	3.5		R		<b>017-206</b>	<b>017-306</b>
	0°	+11°	.026	0.66	3.5	D/Hk	L		<b>017-207</b>	<b>017-307</b>
	0°	+11°	.026	0.66	3.5	D/Hk	R		<b>017-208</b>	<b>017-308</b>
	-7°	0°	.028	0.71	3.0		UNIV		<b>017-209</b>	<b>017-309</b>
	-7°	0°	.028	0.71	3.0		UNIV		<b>7017-209</b>	<b>7017-309</b>
	-7°	0°	.028	0.71	3.0	D/Hk	L		<b>017-211</b>	<b>017-311</b>
	-7°	0°	.028	0.71	3.0	D/Hk	L		<b>7017-211</b>	<b>7017-311</b>
	-7°	0°	.028	0.71	3.0	D/Hk	R		<b>017-212</b>	<b>017-312</b>
	-7°	0°	.028	0.71	3.0	D/Hk	R		<b>7017-212</b>	<b>7017-312</b>
<b>Mandibular</b>										
	-1°	0°	.044	1.12	2.4		L		<b>017-213</b>	<b>017-313</b>
	-11°	+5°	.018	0.46	3.0	D/Hk	L	6°	<b>017-379</b>	<b>017-479</b>
	-11°	+5°	.018	0.46	3.0	D/Hk	R	6°	<b>017-380</b>	<b>017-480</b>
	-11°	+5°	.028	0.71	3.0		L		<b>017-215</b>	<b>017-315</b>
	-11°	+5°	.028	0.71	3.0		R		<b>017-216</b>	<b>017-316</b>
	-11°	+5°	.028	0.71	3.0	D/Hk	L		<b>017-217</b>	<b>017-317</b>
	-11°	+5°	.028	0.71	3.0	D/Hk	R		<b>017-218</b>	<b>017-318</b>
	-17°	0°	.030	0.76	3.0		UNIV		<b>017-219</b>	<b>017-319</b>
	-17°	0°	.030	0.76	3.0		UNIV		<b>7017-219</b>	<b>7017-319</b>
	-17°	0°	.030	0.76	3.0	Hk	L		<b>017-221</b>	<b>017-321</b>
	-17°	0°	.030	0.76	3.0	D/Hk	L		<b>7017-221</b>	<b>7017-321</b>
	-17°	0°	.030	0.76	3.0	Hk	R		<b>017-222</b>	<b>017-322</b>
	-17°	0°	.030	0.76	3.0	D/Hk	R		<b>7017-222</b>	<b>7017-322</b>
	-22°	0°	.029	0.74	3.0		UNIV		<b>017-220</b>	<b>017-320</b>
	-22°	0°	.029	0.74	3.0		UNIV		<b>7017-220</b>	<b>7017-320</b>
	-22°	0°	.029	0.74	3.0	D/Hk	L		<b>017-223</b>	<b>017-323</b>
	-22°	0°	.029	0.74	3.0	D/Hk	L		<b>7017-223</b>	<b>7017-323</b>
	-22°	0°	.029	0.74	3.0	D/Hk	R		<b>017-224</b>	<b>017-324</b>
	-22°	0°	.029	0.74	3.0	D/Hk	R		<b>7017-224</b>	<b>7017-324</b>

**Note**

<b>3</b> APC™ II Brackets sold in units of five.	<b>5</b> APC™ PLUS Brackets sold in units of five.
*Solventum version of this prescription. No endorsement by the Doctor is implied.	Measurements are in millimeters unless otherwise noted.
Roth* Prescription Brackets pictured in most cases.	If part number is preceded with "7" prefix, available welded to bicuspid bands.

**Offset**

Adding Prefix "3" is APC™ II Adhesive System - Example: 3017-201

Adding Prefix "5" is APC™ PLUS Adhesive System - Example: 5017-201

**Offset**

## Miniature Twin Metal Brackets

### Miniature Twin Brackets Roth\* Prescription One Case Kits

	Type	Hook	.018 in.	.022 in.
U/L	5 x 5	Cuspid/Bicuspid	<b>017-102</b>	<b>017-104</b>
U/L	5 x 5	Cuspid	<b>017-112</b>	<b>017-114</b>

Adding Prefix "3" is APC™ II Adhesive System –  
Example: 3017-102

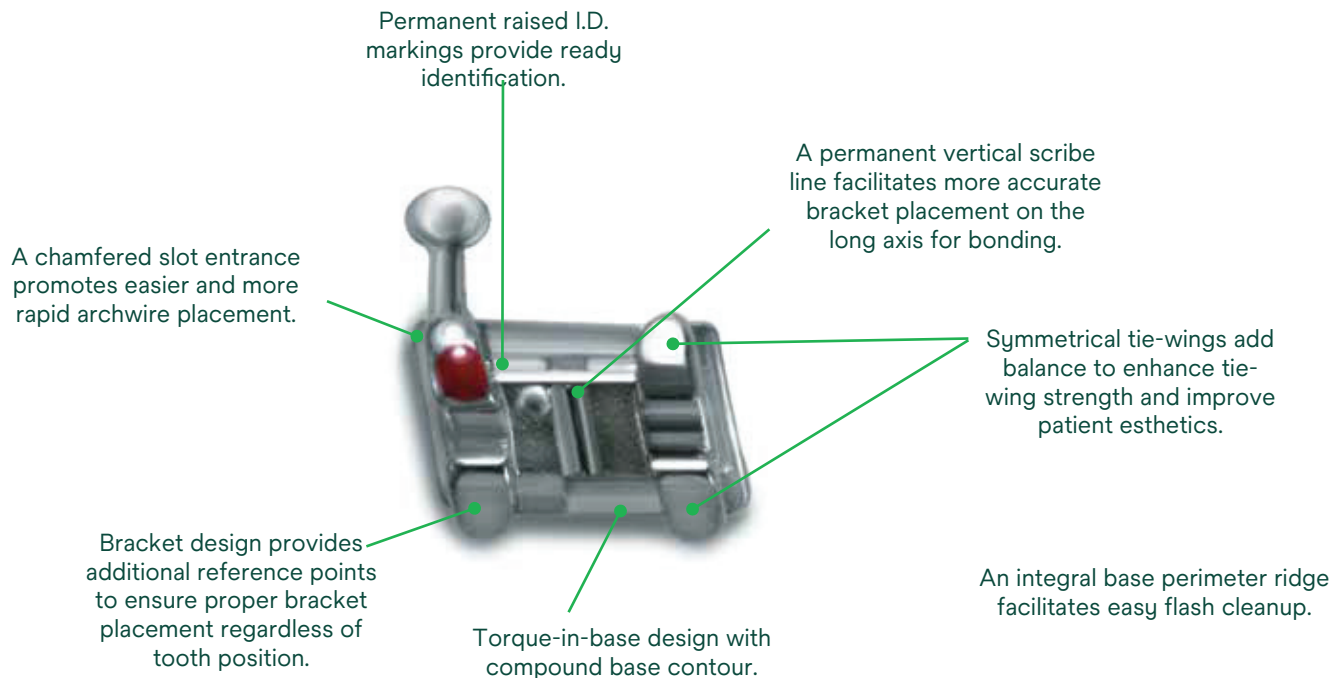
Adding Prefix "5" is APC™ PLUS Adhesive System –  
Example: 5017-102

**Note**

\*Solventum version of this prescription.  
No endorsement by the Doctor is implied.

## 3.46 Metal Brackets

### Miniature Twin V-Slot Metal Brackets



Miniature Twin Vertical Slot Brackets have all the features you've come to expect in a twin bracket—and more. They're smaller, for greater comfort and improved esthetics.

And their metal injection molded, one-piece construction features a micro-etched base which provides bond strength comparable to mesh, and lower friction than machined brackets.

Also featured are easy-to-read, permanent I.D. marks plus new tie-wing ink marks.

A vertical scribe line facilitates more accurate placement, and the vertical slot adds treatment flexibility.

Vertical Slot (.020 x .020) accommodates a variety of auxiliaries, including a removable hook pin, which can be added when needed—or not, your choice. Miniature Twin Vertical Slot Brackets deliver outstanding performance for both patients and practitioners.



#### Removable Hook Pin

Removable hook pin auxiliary for elastics.

**461-140** 100/pk

## Miniature Twin V-Slot Metal Brackets

### Selection By Roth\* Prescription

Maxillary	Torque	Ang.	In/Out		M/D	Hook	L/R	.018 in.	.022 in.
			in.	mm	Width				
Central	+12°	+5°	.053	1.35	3.5		L	<b>017-231</b>	<b>017-331</b>
	+12°	+5°	.053	1.35	3.5		R	<b>017-232</b>	<b>017-332</b>
Lateral	+8°	+9°	.062	1.57	3.0		L	<b>017-233</b>	<b>017-333</b>
	+8°	+9°	.062	1.57	3.0		R	<b>017-234</b>	<b>017-334</b>
Cuspid	0°	+11°	.046	1.17	3.5		L	<b>017-237</b>	<b>017-337</b>
	0°	+11°	.046	1.17	3.5		R	<b>017-238</b>	<b>017-338</b>
	0°	+11°	.046	1.22	3.5	D	L	<b>017-389</b>	<b>017-489</b>
	0°	+11°	.046	1.22	3.5	D	R	<b>017-390</b>	<b>017-490</b>
Bicuspid	-7°	0°	.045	1.14	3.0		UNIV	<b>017-239</b>	<b>017-339</b>
<b>Mandibular</b>									
Anterior	-1°	0°	.063	1.60	2.4		UNIV	<b>017-240</b>	<b>017-340</b>
Cuspid	-11°	+5°	.048	1.22	3.0		L	<b>017-241</b>	<b>017-341</b>
	-11°	+5°	.048	1.22	3.0		R	<b>017-242</b>	<b>017-342</b>
	-11°	+5°	.048	1.22	3.0	D	L	<b>017-391</b>	<b>017-491</b>
	-11°	+5°	.048	1.22	3.0	D	R	<b>017-392</b>	<b>017-492</b>
First Bicuspid	-17°	0°	.050	1.27	3.0		UNIV	<b>017-243</b>	<b>017-343</b>
Second Bicuspid	-22°	0°	.049	1.24	3.0		UNIV	<b>017-244</b>	<b>017-344</b>

Offset

Offset

Adding Prefix "3" is APC™ II Adhesive System -  
Example: 3017-231

Adding Prefix "5" is APC™ PLUS Adhesive System -  
Example: 5017-231

### Miniature Twin V-Slot Brackets Roth\* Prescription One Case Kits

Type	Hook	.018 in.	.022 in.
U/L	Cuspid	-	<b>017-134</b>

Adding Prefix "3" is APC™ II Adhesive System -  
Example: 3017-120

Adding Prefix "5" is APC™ PLUS Adhesive System -  
Example: 5017-120

#### Note

<b>3</b> APC™ II Brackets sold in units of five.	<b>5</b> APC™ PLUS Brackets sold in units of five.
*Solventum version of this prescription. No endorsement by the Doctor is implied.	
Measurements are in millimeters unless otherwise noted.	

## 3.48 Metal Brackets

### Miniature Twin V-Slot Metal Brackets

#### Selection By Standard Edgewise Prescription

	Torque	Ang.	In/Out		M/D	Hook	L/R	.018 in.	.022 in.
			in.	mm	Width			017-250*	017-350*
<b>Maxillary</b>									
Central	0°	0°	.047	1.19	3.5		UNIV	017-250*	017-350*
Lateral	0°	0°	.045	1.14	3.0		UNIV	017-251*	017-351*
Cuspid/Bi	0°	0°	.045	1.14	3.0		UNIV	017-249	017-349
<b>Mandibular</b>									
Anterior	0°	0°	.045	1.14	2.4		UNIV	017-252	017-352
Cuspid/Bi	0°	0°	.045	1.14	3.0		UNIV	017-249	017-349

\*Available Uncoated only.

#### Note

**3** APC™ II Brackets sold in units of five. **5** APC™ PLUS Brackets sold in units of five.

Measurements are in millimeters unless otherwise noted.

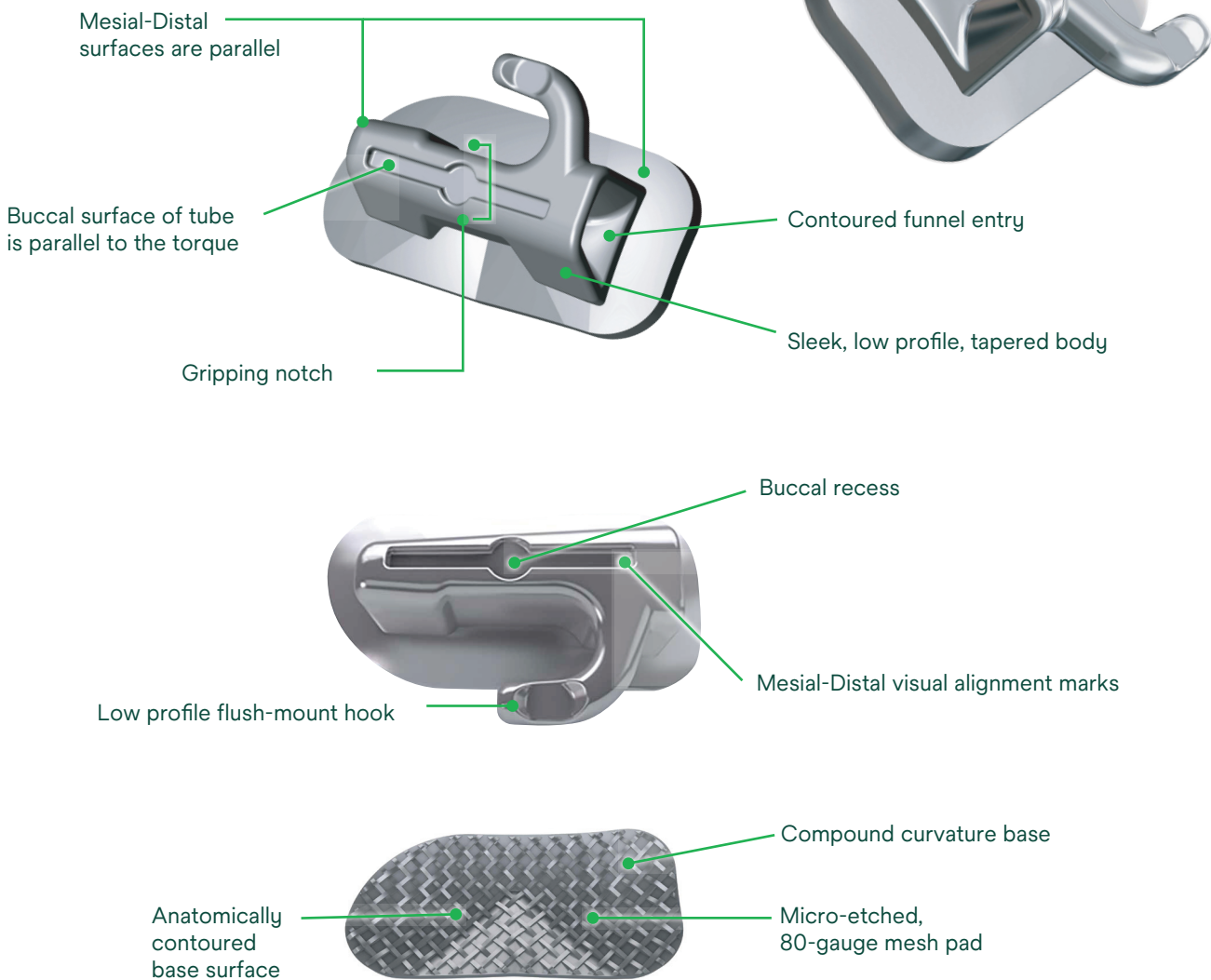
Victory Series™ Superior Fit Buccal Tubes .....	<b>4.2</b>
Victory Series™ Buccal Tubes .....	<b>4.4</b>
Victory Series™ Molar Bonding Bases .....	<b>4.5</b>
Victory Series™ First Molar Buccal Tubes .....	<b>4.6</b>
Victory Series™ Second Molar Buccal Tubes .....	<b>4.13</b>
Victory Series™ Second Molar Mini Tubes.....	<b>4.15</b>
Victory Series™ 2nd Bicuspid Tubes.....	<b>4.15</b>
Wire Buccal Tubes.....	<b>4.16</b>

## 4.2 Buccal Tubes

### Victory Series™ Superior Fit Buccal Tubes

Refer to Section 1  
Clarity™ Digital Bonding

**Superior fit.**  
**Outstanding comfort**  
**Low profile tubes.**



Victory Series Superior Fit Buccal Tubes available with:

**APC™ Flash-Free Adhesive**


Also available with APC™ II  
Adhesive pre-coating.

**MBT™ Versatile+**  
**Appliance System**

## Victory Series™ Superior Fit Buccal Tubes

Designed with extensive user input, Victory Series Superior Fit Buccal Tubes take advantage of modern computer design tools to offer performance enhancements you can both see and feel when you place them.

Well thought-out features improve gripping, handling and visual cues during placement. A large compound-contour base results in improved ease of tube positioning. Inside, Victory Series Superior Fit Buccal Tubes feature an exclusive “contoured funnel” design for easy wire insertion, designed to eliminate sharp corners and edges that contribute to binding and notching of the archwire. A low profile flush-mount hook and sleek tapered body add to patient comfort, and available APC™ Adhesive pre-coating make Victory Series Superior Fit Buccal Tubes an ideal choice.



## MBT™ System Prescription

Upper			Tube Length		0.018 in.		0.022 in.	
Tooth	Type	T/O	inches	mm	L	R	L	R
1st Molar	Single Convertible	-14T/10°	.170	4.3	069-5303	069-5314	069-6303	069-6314
1st Molar	Single Non-Convertible	-14T/10°	.187	4.7	069-5103	069-5114	069-6103	069-6114
1st Molar	Double Convertible	-14T/10°	.170	4.3	069-5153	069-5164	069-6153	069-6164
2nd Molar	Single Non-Convertible	-14T/10°	.147	3.7	069-3103	069-3114	069-4103	069-4114
Lower			Tube Length		0.018 in.		0.022 in.	
Tooth	Type	T/O	inches	mm	L	R	L	R
1st Molar	Single Convertible	-20T/0°	.170	4.3	069-5403	069-5414	069-6403	069-6414
1st Molar	Single Non-Convertible	-20T/0°	.187	4.7	069-5203	069-5214	069-6203	069-6214
1st Molar	Double Convertible	-20T/0°	.170	4.3	069-5253	069-5264	069-6253	069-6264
2nd Molar	Single Non-Convertible	-15T/0°	.147	3.7	069-3203	069-3214	069-4203	069-4214

Adding Prefix “4” is APC™ Flash-Free Adhesive System – Example: 4069-5303

Adding Prefix “3” is APC™ II Adhesive System – Example: 3069-5303

Check with Solventum for availability of APC™ Adhesive Coating.

## Roth\* Prescription

Upper			Tube Length		0.018 in.		0.022 in.	
Tooth	Type	T/O	inches	mm	L	R	L	R
1st Molar	Single Convertible	-10T/7°	.170	4.3	069-5313	069-5324	069-6313	069-6324
1st Molar	Single Non-Convertible	-10T/7°	.187	4.7	069-5113	069-5124	069-6113	069-6124
1st Molar	Double Convertible	-10T/7°	.170	4.3	069-5163	069-5174	069-6163	069-6174
2nd Molar	Single Non-Convertible	-10T/6°	.147	3.7	069-3113	069-3124	069-4113	069-4124
Lower			Tube Length		0.018 in.		0.022 in.	
Tooth	Type	T/O	inches	mm	L	R	L	R
1st Molar	Single Convertible	-25T/6°	.170	4.3	069-5413	069-5424	069-6413	069-6424
1st Molar	Single Non-Convertible	-25T/6°	.187	4.7	069-5213	069-5224	069-6213	069-6224
1st Molar	Double Convertible	-25T/6°	.170	4.3	069-5263	069-5274	069-6263	069-6274
2nd Molar	Single Non-Convertible	-30T/6°	.147	3.7	069-3213	069-3224	069-4213	069-4224

Adding Prefix “4” is APC™ Flash-Free Adhesive System – Example: 4069-5113

Adding Prefix “3” is APC™ II Adhesive System – Example: 3069-5113

\*Solventum version of this prescription. No endorsement by the Doctor is implied.

Check with Solventum on local availability.

## 4.4 Buccal Tubes

### Victory Series™ Buccal Tubes

Our compact, technically advanced Victory Series Buccal Tubes include a trouble-free integral convertible cap that converts easily and consistently, every time. All you have to do is lift and peel. This exclusive cap also offers solid, one piece construction, eliminating the possibility of braze or solder materials that can leave a residue in the archwire slot.

Victory Series Buccal Tubes are designed with funneled and radiused entries on both the headgear tube and archwire slot, resulting in easy archwire insertion. Smooth, patient-friendly hooks improve comfort for your patients. You'll also appreciate the strong construction, low-profile design and distal notch that secures tie backs. Increasing patient comfort and providing you with a well-designed, reliable and predictable orthodontic solution.



## Victory Series™ Molar Bonding Bases

Now you can achieve a stronger, more consistent bond in every case with the Victory Series Molar Bonding Base. Look closely at its profile and you'll see a curved anatomical design for optimal tube-to-tooth fit and a buccal indent that naturally conforms to the surface of the molar, making it easier to correctly position the buccal tube in place.

The micro-etched 80 gauge mesh, along with the buccal indent and the correct anatomical fit, are designed for increased bond strength. The buccal indent assists in more accurate tube positioning; a key advantage that can eliminate time-consuming archwire adjustments. And with the Victory Series Molar Bonding base, you'll never have to worry about having to use tooth separators for band placement.

For added convenience, two different sizes accommodate a wide array of buccal attachments.



Victory Series Molar Bonding Bases available with:

### **APC™ II Adhesive**

Also available with APC™ PLUS Adhesive pre-coating.

### **MBT™ Versatile+ Appliance System**

## 4.6 Buccal Tubes

### Victory Series™ First Molar Buccal Tubes

#### Upper Convertible Double Combination



Compatible with:

**Forsus™ Fatigue Resistant Device EZ2 Module**

Slot Torque		Distal Offset	Headgear	Length	L/R	.018 Slot	.022 Slot
Arch							
0°		0°	.045	3.6 mm	UL	068-841	068-941
0°		0°	.045	3.6 mm	UR	068-842	068-942
0°		0°	.051	3.6 mm	UL	068-843	068-943
0°		0°	.051	3.6 mm	UR	068-844	068-944
0°		7°	.045	4.3 mm	UL	068-801	068-901
0°		7°	.045	4.3 mm	UR	068-802	068-902
0°		7°	.051	4.3 mm	UL	068-803	068-903
0°		7°	.051	4.3 mm	UR	068-804	068-904
0°		7°	.045	3.6 mm	UL	068-875	068-975
0°		7°	.045	3.6 mm	UR	068-874	068-974
-10°		7°	.045	4.3 mm	UL	068-805	068-905
-10°		7°	.045	4.3 mm	UR	068-806	068-906
-10°		7°	.051	4.3 mm	UL	068-807	068-907
-10°		7°	.051	4.3 mm	UR	068-808	068-908
-10°		7°	.045	3.6 mm	UL	068-871	068-971
-10°		7°	.045	3.6 mm	UR	068-870	068-970
-10°		7°	.051	3.6 mm	UL	068-873	068-973
-10°		7°	.051	3.6 mm	UR	068-872	068-972
-10°		14°	.045	4.3 mm	UL	068-809	068-909
-10°		14°	.045	4.3 mm	UR	068-810	068-910
-10°		14°	.051	4.3 mm	UL	068-811	068-911
-10°		14°	.051	4.3 mm	UR	068-812	068-912
-10°		14°	.045	3.6 mm	UL	068-879	068-979
-10°		14°	.045	3.6 mm	UR	068-878	068-978

#### Upper Convertible Double Combination - MBT™ Versatile+ Appliance System



Compatible with:

**Forsus™ Fatigue Resistant Device EZ2 Module**

Slot Torque		Distal Offset	Headgear	Length	L/R	.018 Slot	.022 Slot	MBT™
Arch								
-14°		10°	.045	4.6 mm	UL	068-893	068-993	MBT™
-14°		10°	.045	4.6 mm	UR	068-894	068-994	MBT™
-14°		10°	.051	4.6 mm	UL	068-895	068-995	MBT™
-14°		10°	.051	4.6 mm	UR	068-896	068-996	MBT™

## Victory Series™ First Molar Buccal Tubes

### Upper Convertible Double Combination With Gingival Headgear Tube



Slot Torque		Distal Offset	Headgear	Length	L/R	.018 Slot	.022 Slot	
Arch								
-10°		7°	.045	4.3 mm	UL	068-821	068-921	
-10°		7°	.045	4.3 mm	UR	068-822	068-922	
-14°		10°	.045	4.3 mm	UL	068-885	068-985	MBT™
-14°		10°	.045	4.3 mm	UR	068-886	068-986	MBT™
-14°		10°	.051	4.3 mm	UL	068-887	068-987	MBT™
-14°		10°	.051	4.3 mm	UR	068-888	068-988	MBT™

### Upper Convertible Double



Slot Torque		Distal Offset	Length	L/R	.018 Slot		.022 Slot	
Arch	Aux							
0°	0°	0°	3.6 mm	UL	068-849	1	068-949	1
0°	0°	0°	3.6 mm	UR	068-850	2	068-950	2
-10°	0°	7°	3.6 mm	UL	068-851	1	068-951	1
-10°	0°	7°	3.6 mm	UR	068-852	2	068-952	2

Base  
 Adding Prefix "3" is APC™ II Adhesive System – Example: 3068-849  
 Base  
 Adding Prefix "5" is APC™ PLUS Adhesive System – Example: 5068-849

### Upper Convertible Double Differentiated Slot



Slot Torque		Distal Offset	Main	Aux	Length	L/R	.018 Slot	.022 Slot
Arch	Aux							
0°	0°	0°	.022	.018	3.6 mm	UL/LR	-	068-953
0°	0°	0°	.022	.018	3.6 mm	UR/LL	-	068-954

**Note**

<b>3</b> Use this prefix to order APC™ II Adhesive Coated Appliance System.	<b>5</b> Use this prefix to order APC™ PLUS Adhesive Coated Appliance System with color change adhesive.	
APC™ II Buccal Tubes sold in units of five. APC™ PLUS Buccal Tubes sold in units of four. Non-Coated Buccal Tubes sold individually.	Measurements are in millimeters unless otherwise noted.	<b>1 2 3 4</b> Buccal Tube is available with a bondable base.

## 4.8 Buccal Tubes

### Victory Series™ First Molar Buccal Tubes

#### Upper Convertible Triple Combination - Occlusal Headgear



Compatible with:

**Forsus™ Fatigue Resistant Device EZ2 Module**

Slot Torque		Distal Offset	Headgear	Length	L/R	.018 Slot	.022 Slot	
Arch	Aux							
0°	0°	0°	.045	3.6 mm	UL	068-845	068-945	
0°	0°	0°	.045	3.6 mm	UR	068-846	068-946	
0°	0°	0°	.051	3.6 mm	UL	068-847	068-947	
0°	0°	0°	.051	3.6 mm	UR	068-848	068-948	
0°	0°	15°	.045	4.0 mm	UL	068-825	-	
0°	0°	15°	.045	4.0 mm	UR	068-826	-	
-10°	0°	7°	.045	3.6 mm	UL	068-813	068-913	
-10°	0°	7°	.045	3.6 mm	UR	068-814	068-914	
-10°	0°	7°	.051	3.6 mm	UL	068-815	068-915	
-10°	0°	7°	.051	3.6 mm	UR	068-816	068-916	
-10°	0°	14°	.045	3.6 mm	UL	068-817	068-917	
-10°	0°	14°	.045	3.6 mm	UR	068-818	068-918	
-10°	0°	14°	.051	3.6 mm	UL	068-819	068-919	
-10°	0°	14°	.051	3.6 mm	UR	068-820	068-920	
-14°	0°	10°	.045	4.3 mm	UL	068-889	068-989	MBT™
-14°	0°	10°	.045	4.3 mm	UR	068-890	068-990	MBT™
-14°	0°	10°	.051	4.3 mm	UL	068-891	068-991	MBT™
-14°	0°	10°	.051	4.3 mm	UR	068-892	068-992	MBT™

#### Upper Convertible Triple Combination Differentiated Slot



Compatible with:

**Forsus™ Fatigue Resistant Device EZ2 Module**

Slot Torque		Distal Offset	Headgear	Main	Aux	Length	L/R	.018 Slot	.022 Slot
Arch	Aux								
-10°	0°	14°	.045	.018	.022	3.6 mm	UL	068-853	-
-10°	0°	14°	.045	.018	.022	3.6 mm	UR	068-854	-
-10°	0°	7°	.045	.022	.018	3.6 mm	UL	-	068-959
-10°	0°	7°	.045	.022	.018	3.6 mm	UR	-	068-960
0°	0°	0°	.045	.022	.018	3.6 mm	UL	-	068-957
0°	0°	0°	.045	.022	.018	3.6 mm	UR	-	068-958

## Victory Series™ First Molar Buccal Tubes

### Upper Convertible Single



Slot Torque		Distal Offset	Length	L/R	.018 Slot		.022 Slot	
Arch								
0°		0°	3.6 mm	UL	067-808	1	067-908	1
0°		0°	3.6 mm	UR	067-807	2	067-907	2
0°		6°	3.6 mm	UL	067-810	1	067-910	1
0°		6°	3.6 mm	UR	067-809	2	067-909	2
-10°		7°	4.3 mm	UL	068-823	1 8	068-923	1 8
-10°		7°	4.3 mm	UR	068-824	2 8	068-924	2 8

Adding Prefix "3" is APC™ II Adhesive System – Example: 3067-808  
 Adding Prefix "5" is APC™ PLUS Adhesive System – Example: 5067-808

### Upper Convertible Single - MBT™ Versatile+ Appliance System



Slot Torque		Distal Offset	Length	L/R	.018 Slot		.022 Slot		MBT™
Arch									
-14°		10°	4.0 mm	UL	068-897	1 8	068-997	1 8	MBT™
-14°		10°	4.0 mm	UR	068-898	2 8	068-998	2 8	MBT™

Adding Prefix "3" is APC™ II Adhesive System – Example: 3068-897  
 Adding Prefix "5" is APC™ PLUS Adhesive System – Example: 5068-897

### Upper 1ST Non-Convertible Single - Funneled



Slot Torque		Distal Offset	Length	L/R	.018 Slot		.022 Slot		MBT™
Arch									
-14°		10°	4.6 mm	UL	067-879	1 8	067-979	1 8	MBT™
-14°		10°	4.6 mm	UR	067-878	2 8	067-978	2 8	MBT™

Adding Prefix "3" is APC™ II Adhesive System – Example: 3067-879  
 Adding Prefix "5" is APC™ PLUS Adhesive System – Example: 5067-879

#### Note

<b>3</b> Use this prefix to order APC™ II Adhesive Coated Appliance System.	<b>5</b> Use this prefix to order APC™ PLUS Adhesive Coated Appliance System with color change adhesive.
APC™ II Buccal Tubes sold in units of five, APC™ PLUS Buccal Tubes sold in units of four. Non-Coated Buccal Tubes sold individually.	Measurements are in millimeters unless otherwise noted.
<b>1 2 3 4</b> Buccal Tube is available with a bondable base.	<b>8</b> Use this prefix to order the large contoured Jumbo Base.

# 4.10 Buccal Tubes

## Victory Series™ First Molar Buccal Tubes

### Upper Non-Convertible Double Combination



Slot Torque		Distal Offset	Headgear	Length	L/R	.018 Slot	.022 Slot
Arch							
0°		0°	.045	5.1 mm	UL	<b>068-861</b>	<b>068-961</b>
0°		0°	.045	5.1 mm	UR	<b>068-862</b>	<b>068-962</b>
0°		0°	.051	5.1 mm	UL	<b>068-863</b>	<b>068-963</b>
0°		0°	.051	5.1 mm	UR	<b>068-864</b>	<b>068-964</b>
0°		6°	.045	5.1 mm	UL	-	<b>068-965</b>
0°		6°	.045	5.1 mm	UR	-	<b>068-966</b>
0°		6°	.051	5.1 mm	UL	<b>068-867</b>	<b>068-967</b>
0°		6°	.051	5.1 mm	UR	<b>068-868</b>	<b>068-968</b>

### Upper Non-Convertible Triple Combination



Compatible with:

**Forsus™ Fatigue Resistant Device EZ2 Module**

Slot Torque		Distal Offset	Headgear	Hook	Length	L/R	.018 Slot	.022 Slot	
Arch	Aux								
0°	0°	0°	.045	CTR	4.3 mm	UNIV	<b>068-882</b>	<b>068-982</b>	*
0°	0°	0°	.051	CTR	4.3 mm	UNIV	<b>068-883</b>	<b>068-983</b>	*
0°	0°	0°	.045	MES	4.3 mm	UL	<b>068-601</b>	-	**
0°	0°	0°	.045	MES	4.3 mm	UR	<b>068-602</b>	-	**

### Lower Convertible Single



Slot Torque		Distal Offset	Length	L/R	.018 Slot	.022 Slot
Arch						
0°		0°	3.6 mm	LL	<b>067-807</b> 3	<b>067-907</b> 3
0°		0°	3.6 mm	LR	<b>067-808</b> 4	<b>067-908</b> 4
0°		6°	3.6 mm	LL	<b>067-809</b> 3	<b>067-909</b> 3
0°		6°	3.6 mm	LR	<b>067-810</b> 4	<b>067-910</b> 4
-10°		0°	4.3 mm	LR	<b>067-813</b> 4	<b>067-913</b> 4
-10°		0°	4.3 mm	LL	<b>067-814</b> 3	<b>067-914</b> 3
-25°		6°	3.6 mm	LL	<b>067-851</b> 3	<b>067-951</b> 3
-25°		6°	3.6 mm	LR	<b>067-850</b> 4	<b>067-950</b> 4
-25°		6°	4.3 mm	LL	<b>067-801</b> 3	<b>067-901</b> 3
-25°		6°	4.3 mm	LR	<b>067-802</b> 4	<b>067-902</b> 4
-20°		0°	4.3 mm	LL	<b>067-819</b> 3 8	<b>067-919</b> 3 8
-20°		0°	4.3 mm	LR	<b>067-820</b> 4 8	<b>067-920</b> 4 8
-25°		0°	4.3 mm	LL	<b>067-817</b> 3	<b>067-917</b> 3
-25°		0°	4.3 mm	LR	<b>067-818</b> 4	<b>067-918</b> 4

**MBT™**  
**MBT™**

Base Jumbo Base Base Jumbo Base

Adding Prefix "3" is APC™ II Adhesive System - Example: 3067-807

Adding Prefix "5" is APC™ PLUS Adhesive System - Example: 5067-807

## Victory Series™ First Molar Buccal Tubes

### Lower 1<sup>ST</sup> Convertible Single Low Profile



Slot Torque		Distal Offset	Length	L/R	.018 Slot		.022 Slot		MBT™	
Arch					3	8	3	8		
-20°		0°	4.3 mm	LL	067-520	3	8	067-620	3	8
-20°		0°	4.3 mm	LR	067-521	4	8	067-621	4	8

Adding Prefix "3" is APC™ II Adhesive System – Example: 3067-520

Adding Prefix "5" is APC™ PLUS Adhesive System – Example: 5067-520

### Lower 1<sup>ST</sup> Non-Convertible Single - Funneled



Slot Torque		Distal Offset	Length	L/R	.018 Slot		.022 Slot		MBT™	
Arch					3	8	3	8		
-20°		0°	4.6 mm	LL	067-877	3	8	067-977	3	8
-20°		0°	4.6 mm	LR	067-876	4	8	067-976	4	8

Adding Prefix "3" is APC™ II Adhesive System – Example: 3067-877

Adding Prefix "5" is APC™ PLUS Adhesive System – Example: 5067-877

### Lower Non-Convertible Single



Slot Torque		Distal Offset	Length	L/R	.018 Slot		.022 Slot		MBT™
Arch					3	8	3	8	
-20°		0°	4.3 mm	LL	067-867	3		067-967	3
-20°		0°	4.3 mm	LR	067-868	4		067-968	4

Adding Prefix "3" is APC™ II Adhesive System – Example: 3067-867

Adding Prefix "5" is APC™ PLUS Adhesive System – Example: 5067-867

### Lower Convertible Double



Slot Torque		Distal Offset	Length	L/R	.018 Slot		.022 Slot		MBT™
Arch	Aux				3	8	3	8	
0°	0°	0°	3.6 mm	LL	068-850	3		068-950	3
0°	0°	0°	3.6 mm	LR	068-849	4		068-949	4
-25°	0°	7°	3.6 mm	LL	067-803	3		067-903	3
-25°	0°	7°	3.6 mm	LR	067-804	4		067-904	4
-20°	0°	0°	4.3 mm	LL	067-861	3		067-961	3
-20°	0°	0°	4.3 mm	LR	067-860	4		067-960	4

Adding Prefix "3" is APC™ II Adhesive System – Example: 3068-850

Adding Prefix "5" is APC™ PLUS Adhesive System – Example: 5068-850

Note	
<b>3</b> Use this prefix to order APC™ II Adhesive Coated Appliance System.	<b>5</b> Use this prefix to order APC™ PLUS Adhesive Coated Appliance System with color change adhesive.
APC™ II Buccal Tubes sold in units of five. APC™ PLUS Buccal Tubes sold in units of four. Non-Coated Buccal Tubes sold individually.	Measurements are in millimeters unless otherwise noted.
<b>1 2 3 4</b> Buccal Tube is available with a bondable base.	<b>8</b> Use this prefix to order the large contoured Jumbo Base.

## 4.12 Buccal Tubes

### Victory Series™ First Molar Buccal Tubes

#### Lower Convertible Double Differentiated Slot

Slot Torque		Distal Offset	Main	Aux	Length	L/R	.018 Slot	.022 Slot
Arch	Aux							
-25°	0°	7°	.022	.018	3.6 mm	LL	-	067-955
-25°	0°	7°	.022	.018	3.6 mm	LR	-	067-956

#### Lower Lip Bumper Convertible Double



Slot Torque		Distal Offset	Lip Bumper	Length	L/R	.018 Slot	.022 Slot
Arch	Aux						
-25°		5°	.045	4.3 mm	LL	061-251	061-351
-25°		5°	.045	4.3 mm	LR	061-252	061-352

#### Lower Lip Bumper Convertible Triple



Slot Torque		Distal Offset	Lip Bumper	Length	L/R	.018 Slot	.022 Slot
Arch	Aux						
-25°	0°	5°	.045	4.3 mm	LL	067-811	067-911
-25°	0°	5°	.045	4.3 mm	LR	067-812	067-912

#### Upper/Lower Non-Convertible Double



Slot Torque		Distal Offset	Length	L/R	.018 Slot	.022 Slot
Arch	Aux					
0°	0	0°	4.3 mm	UNIV	067-843	067-943

## Victory Series™ Second Molar Buccal Tubes

### Upper Second Non-Convertible Single - Funneled



Slot Torque		Distal Offset	Length	L/R	.018 Slot		.022 Slot		MBT™/Sondhi
Arch									
-19°		8°	3.9 mm	UL	067-873	1	067-973	1	MBT™/Sondhi
-19°		8°	3.9 mm	UR	067-872	2	067-972	2	

Adding Prefix "3" is APC™ II Adhesive System - Example: 3067-873  
 Adding Prefix "5" is APC™ PLUS Adhesive System - Example: 5067-873

### Upper Second Non-Convertible Single with Distal Notch



Slot Torque		Distal Offset	Length	L/R	.018 Slot		.022 Slot		MBT™
Arch									
-10°		6°	3.6 mm	UL	067-829	1	067-929	1	MBT™
-10°		6°	3.6 mm	UR	067-830	2	067-930	2	
-10°		10°	3.6 mm	UL	067-831	1	067-931	1	
-10°		10°	3.6 mm	UR	067-832	2	067-932	2	
-14°		10°	4.3 mm	UL	067-857	1	067-957	1	
-14°		10°	4.3 mm	UR	067-858	2	067-958	2	

Adding Prefix "3" is APC™ II Adhesive System - Example: 3067-829  
 Adding Prefix "5" is APC™ PLUS Adhesive System - Example: 5067-829

### Upper/Lower Second Non-Convertible Single with Distal Notch

Slot Torque		Distal Offset	Length	L/R	.018 Slot		.022 Slot	
Arch								
0°		0°	3.6 mm	UL	067-825	1	067-925	1
0°		0°	3.6 mm	UR	067-826	2	067-926	2
0°		0°	3.6 mm	LL	067-826	3	067-926	3
0°		0°	3.6 mm	LR	067-825	4	067-925	4
0°		6°	3.6 mm	UL	067-827	1	067-927	1
0°		6°	3.6 mm	UR	067-828	2	067-928	2
0°		6°	3.6 mm	LL	067-828	3	067-928	3
0°		6°	3.6 mm	LR	067-827	4	067-927	4

Adding Prefix "3" is APC™ II Adhesive System - Example: 3067-825  
 Adding Prefix "5" is APC™ PLUS Adhesive System - Example: 5067-825

**Note**

<b>3</b> Use this prefix to order APC™ II Adhesive Coated Appliance System.	<b>5</b> Use this prefix to order APC™ PLUS Adhesive Coated Appliance System with color change adhesive.
APC™ II Buccal Tubes sold in units of five. APC™ PLUS Buccal Tubes sold in units of four. Non-Coated Buccal Tubes sold individually.	Measurements are in millimeters unless otherwise noted.
<b>1 2 3 4</b> Buccal Tube is available with a bondable base.	

# 4.14 Buccal Tubes

## Victory Series™ Second Molar Buccal Tubes



### Lower Second Non-Convertible Single - Funneled

Slot Torque		Distal Offset	Length	L/R	.018 Slot		.022 Slot		MBT™
Arch									
-10°		0°	3.6 mm	LL	067-536	3	067-636	3	MBT™
-10°		0°	3.6 mm	LR	067-537	4	067-637	4	
-25°		6°	3.6 mm	LL	067-538	3	067-638	3	MBT™
-25°		6°	3.6 mm	LR	067-539	4	067-639	4	

Adding Prefix "3" is APC™ II Adhesive System – Example: 3067-536

Adding Prefix "5" is APC™ PLUS Adhesive System – Example: 5067-536

### Lower Second Non-Convertible Single with Distal Notch and Hook

Slot Torque		Distal Offset	Length	L/R	.018 Slot		.022 Slot	
Arch								
0°		0°	5.1 mm	UL/LR	067-844		067-944	
0°		0°	5.1 mm	UR/LL	067-845		067-945	
0°		6°	5.1 mm	UL/LR	067-846		067-946	
0°		6°	5.1 mm	UR/LL	067-847		067-947	

### Lower Second Non-Convertible Single with Distal Notch

Slot Torque		Distal Offset	Length	L/R	.018 Slot		.022 Slot		MBT™
Arch									
-10°		0°	4.3 mm	LL	067-816	3	067-916	3	MBT™
-10°		0°	4.3 mm	LR	067-815	4	067-915	4	
-25°		6°	3.6 mm	LL	067-837	3	067-937	3	MBT™
-25°		6°	3.6 mm	LR	067-838	4	067-938	4	
-25°		10°	3.6 mm	LL	067-839	3	067-939	3	MBT™
-25°		10°	3.6 mm	LR	067-840	4	067-940	4	
-30°		6°	3.6 mm	LL	067-835	3	067-935	3	MBT™
-30°		6°	3.6 mm	LR	067-836	4	067-936	4	

Adding Prefix "3" is APC™ II Adhesive System – Example: 3067-816

Adding Prefix "5" is APC™ PLUS Adhesive System – Example: 5067-816

#### Note

**3** Use this prefix to order APC™ II Adhesive Coated Appliance System.

**5** Use this prefix to order APC™ PLUS Adhesive Coated Appliance System with color change adhesive.

APC™ II Buccal Tubes sold in units of five. APC™ PLUS Buccal Tubes sold in units of four. Non-Coated Buccal Tubes sold individually.

Measurements are in millimeters unless otherwise noted.

**1 2 3 4** Buccal Tube is available with a bondable base.

## Victory Series™ Second Molar Mini Tubes

## Victory Series™ 2nd Bicuspid Tubes

### Buccal Tubes For Partially Erupted Second Molars

#### Upper Victory Series™ Mini Tube



Slot Torque		Distal Offset	Length	L/R	.018 Slot	.022 Slot
Arch						
0°		0°	2.5 mm	UR	<b>066-4092</b>	<b>066-5092</b>
0°		0°	2.5 mm	UL	<b>066-4101</b>	<b>066-5101</b>
-10°		0°	2.5 mm	UR	<b>066-4112</b>	<b>066-5112</b>
-10°		0°	2.5 mm	UL	<b>066-4121</b>	<b>066-5121</b>
-14°		0°	2.5 mm	UR	<b>066-4082</b>	<b>066-5082</b>
-14°		0°	2.5 mm	UL	<b>066-4071</b>	<b>066-5071</b>

**MBT™**  
**MBT™**

Adding Prefix "3" is APC™ II Adhesive System – Example: 3066-4092

Adding Prefix "5" is APC™ PLUS Adhesive System – Example: 5066-4092

#### Lower Victory Series™ Mini Tube

Slot Torque		Distal Offset	Length	L/R	.018 Slot	.022 Slot
Arch						
0°		0°	2.5 mm	LR	<b>066-4024</b>	<b>066-5024</b>
0°		0°	2.5 mm	LL	<b>066-4013</b>	<b>066-5013</b>
-10°		0°	2.5 mm	LR	<b>066-4044</b>	<b>066-5044</b>
-10°		0°	2.5 mm	LL	<b>066-4033</b>	<b>066-5033</b>
-25°		0°	2.5 mm	LR	<b>066-4064</b>	<b>066-5064</b>
-25°		0°	2.5 mm	LL	<b>066-4053</b>	<b>066-5053</b>

**MBT™**  
**MBT™**

Adding Prefix "3" is APC™ II Adhesive System – Example: 3066-4024

Adding Prefix "5" is APC™ PLUS Adhesive System – Example: 5066-4024

These tubes are direct bond only, not available welded to bands.

#### Victory Series 2nd Bicuspid Tubes



<b>058-801</b>	<b>0</b>	Lower Left 2nd Bicuspid Tube .018 Slot	(-17° torque, 2° angulation)
<b>058-802</b>	<b>0</b>	Lower Right 2nd Bicuspid Tube .018 Slot	(-17° torque, 2° angulation)
<b>058-803</b>	<b>0</b>	Upper Left / Right 2nd Bicuspid Tube .018 Slot	(-7° torque, 0° angulation)
<b>058-901</b>	<b>0</b>	Lower Left 2nd Bicuspid Tube .022 Slot	(-17° torque, 2° angulation)
<b>058-902</b>	<b>0</b>	Lower Right 2nd Bicuspid Tube .022 Slot	(-17° torque, 2° angulation)
<b>058-903</b>	<b>0</b>	Upper Left / Right 2nd Bicuspid Tube .022 Slot	(-7° torque, 0° angulation)

**MBT™**  
**MBT™**  
**MBT™**  
**MBT™**  
**MBT™**  
**MBT™**

Offset Base

Adding Prefix "3" is APC™ II Adhesive System – Example: 3058-801

Adding Prefix "5" is APC™ PLUS Adhesive System – Example: 5058-801

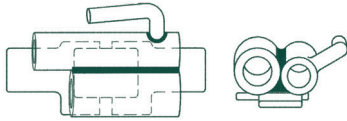
#### Note

<b>3</b> Use this prefix to order APC™ II Adhesive Coated Appliance System.	<b>5</b> Use this prefix to order APC™ PLUS Adhesive Coated Appliance System with color change adhesive.
APC™ II Buccal Tubes sold in units of five. APC™ PLUS Buccal Tubes sold in units of four. Non-Coated Buccal Tubes sold individually.	Measurements are in millimeters unless otherwise noted.
<b>1 2 3 4</b>	Buccal Tube is available with a bondable base.

## 4.16 Buccal Tubes

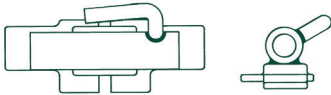
### Wire Buccal Tubes

#### Upper First Molars



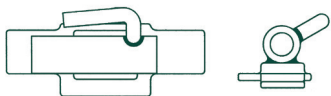
V-Slot Size	Distal Offset	Light Wire Tube I.D.	Headgear I.D.	Headgear Length	Light Wire Length	L/R	Order Number
-	6°	.036	.045	4.5 mm	6.5 mm	UL	<b>046-013</b>
-	6°	.036	.045	4.5 mm	6.5 mm	UR	<b>046-014</b>

#### Upper/Lower First Molars with Vertical Slot



V-Slot Size	Distal Offset	Light Wire Tube I.D.	Headgear I.D.	Headgear Length	Light Wire Length	L/R	Order Number
.021 x .021	0°	.036			6.5 mm	UL/LR	<b>046-146</b>
.021 x .021	0°	.036			6.5 mm	LL/UR	<b>046-147</b>
.021 x .021	6°	.036			6.5 mm	UL/LR	<b>046-176</b>
.021 x .021	6°	.036			6.5 mm	LL/UR	<b>046-177</b>

#### Upper/Lower First Molars



Distal Offset	Light Wire Tube I.D.	Headgear I.D.	Headgear Length	Light Wire Length	L/R	Order Number
0°	.036			4.5 mm	UL/LR	<b>046-114</b>
					LL/UR	<b>046-115</b>

All Light Wire Buccal Tubes have hooks unless specified.

Victory Series™ First Molar Bands .....	<b>5.2</b>
Victory Series™ Second Molar Bands .....	<b>5.6</b>
General Purpose Molar Bands .....	<b>5.10</b>
Pedodontic Molar Bands .....	<b>5.11</b>
Proportioned Bicuspid Bands.....	<b>5.12</b>
General Purpose Bicuspid Bands.....	<b>5.14</b>
Contoured Bicuspid Bands.....	<b>5.16</b>
Lingual Sheaths .....	<b>5.17</b>
Lingual Attachments .....	<b>5.18</b>
Modular Band/Bond Kit Organizers .....	<b>5.19</b>
RxWeld Service .....	<b>5.20</b>
Torqued Attachments.....	<b>5.21</b>
Light Wire Attachments.....	<b>5.22</b>
Standard Edgewise Welding Reference .....	<b>5.22</b>
Lingual Molar Attachments.....	<b>5.23</b>

## 5.2 Bands and Attachments

### Victory Series™ Narrow Contoured

#### First Molar Bands



Maxillary – Victory Series Narrow Contoured Molar Bands

- Permanent laser ID marking
- Straight interproximal walls for reduced separation
- Reduced gingival/occlusal dimensions for less occlusal and gingival interferences
- Micro-etched inner surface for increased retention
- Curved festooned occlusal interproximal
- Increased occlusal “edge” strength for reduced deformation



Mandibular – Victory Series  
Narrow Contoured Molar Bands

## Victory Series™ Narrow Contoured

### First Molar Bands

Kit		Trial	Introduction	Professional	Master
Micro-etched					
Narrow	Upper	901-408	901-401	901-404	901-406
Narrow	Lower	901-308	901-301	901-304	901-306
<b>Average Cases Per Kit</b>		<b>3 to 5</b>	<b>10 to 15</b>	<b>40 to 50</b>	<b>90 to 100</b>

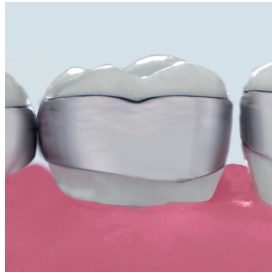
**maxillary or mandibular**

Kit	Trial	Introduction	Professional	Master
<b>Regular Size</b>				
31	-	2	3	6
31+	-	2	3	6
32	-	2	4	8
32+	-	2	5	10
33	2	3	6	12
33+	2	3	7	14
34	2	4	8	16
34+	3	4	9	19
35	3	5	10	21
35+	4	5	11	23
36	4	5	11	23
36+	4	5	11	23
37	3	5	10	21
37+	3	5	10	20
38	2	4	9	18
38+	2	4	7	14
39	2	3	6	12
39+	1	2	5	10
40	1	2	3	6
40+	-	1	3	6
41	-	1	3	6
41+	-	1	1	1
42	-	1	1	1
42+	-	1	1	1
43	-	1	1	1
43+	-	1	1	1
44	-	1	1	1
<b>Quadrant Total</b>	<b>38</b>	<b>75</b>	<b>150</b>	<b>300</b>
<b>Kit Total</b>	<b>76</b>	<b>150</b>	<b>300</b>	<b>600</b>

## 5.4 Bands and Attachments

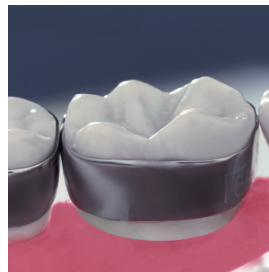
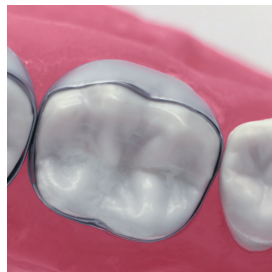
### Victory Series™ Standard Contoured

#### First Molar Bands



Maxillary – Victory Series  
Standard Contoured Molar Bands

- Individual bands available in regular and hard temper. Kits available in regular temper only.
- Permanent laser ID marking
- Micro-etched inner surface for increased retention
- Completely proportioned sizing
- Straight interproximal walls for reduced separation
- Increased occlusal “edge” strength for reduced deformation



Mandibular – Victory Series Standard Contoured Molar Bands

## Victory Series™ Standard Contoured

### First Molar Bands

		Kit	Trial	Introduction	Professional	Master
Micro-etched						
Standard - Regular	Upper		<b>951-408</b>	<b>951-401</b>	<b>951-404</b>	<b>951-406</b>
Standard - Regular	Lower		<b>951-308</b>	<b>951-301</b>	<b>951-304</b>	<b>951-306</b>
<b>Average Cases Per Kit</b>			<b>3 to 5</b>	<b>10 to 15</b>	<b>40 to 50</b>	<b>90 to 100</b>

maxillary or mandibular

		Kit	Trial	Introduction	Professional	Master
<b>Hard Size</b>	<b>Regular Size</b>					
131	31		-	2	3	6
131+	31+		-	2	3	6
132	32		-	2	4	8
132+	32+		-	2	5	10
133	33		2	3	6	12
133+	33+		2	3	7	14
134	34		2	4	8	16
134+	34+		3	4	9	19
135	35		3	5	10	21
135+	35+		4	5	11	23
136	36		4	5	11	23
136+	36+		4	5	11	23
137	37		3	5	10	21
137+	37+		3	5	10	20
138	38		2	4	9	18
138+	38+		2	4	7	14
139	39		2	3	6	12
139+	39+		1	2	5	10
140	40		1	2	3	6
140+	40+		-	1	3	6
141	41		-	1	3	6
141+	41+		-	1	1	1
142	42		-	1	1	1
142+	42+		-	1	1	1
143	43		-	1	1	1
143+	43+		-	1	1	1
144	44		-	1	1	1
<b>Quadrant Total</b>			<b>38</b>	<b>75</b>	<b>150</b>	<b>300</b>
<b>Kit Total</b>			<b>76</b>	<b>150</b>	<b>300</b>	<b>600</b>

## 5.6 Bands and Attachments

### Victory Series™ Narrow Contoured Second Molar Bands



Maxillary – Victory Series Narrow Contoured Second Molar Bands

- Permanent laser ID marking
- Straight interproximal walls for reduced separation
- Reduced gingival/occlusal dimensions for less occlusal and gingival interferences
- Micro-etched inner surface for increased retention
- Curved festooned occlusal interproximal
- Increased occlusal “edge” strength for reduced deformation



Mandibular – Victory Series  
Narrow Contoured Second Molar Bands



## Victory Series™ Narrow Contoured Second Molar Bands

Kit		Trial	Introduction	Professional
Micro-etched				
Narrow	Upper	906-208	906-201	906-204
Narrow	Lower	906-108	906-101	906-104
<b>Average Cases Per Kit</b>		<b>3 to 5</b>	<b>10 to 15</b>	<b>40 to 50</b>

		maxillary or mandibular		
Kit		Trial	Introduction	Professional
<b>Regular Size</b>				
28		-	2	4
28+		-	2	4
29		-	2	4
29+		-	2	4
30		-	2	4
30+		-	2	4
31		-	2	5
31+		-	3	5
32		2	3	6
32+		2	3	6
33		2	3	7
33+		3	4	8
34		3	4	8
34+		4	4	9
35		4	4	9
35+		4	4	8
36		3	4	8
36+		3	4	7
37		2	3	7
37+		2	3	6
38		2	3	5
38+		1	2	5
39		1	2	4
39+		-	2	4
40		-	2	3
40+		-	2	3
41		-	2	3
<b>Quadrant Total</b>		<b>38</b>	<b>75</b>	<b>150</b>
<b>Kit Total</b>		<b>76</b>	<b>150</b>	<b>300</b>

## 5.8 Bands and Attachments

### Victory Series™ Standard Contoured

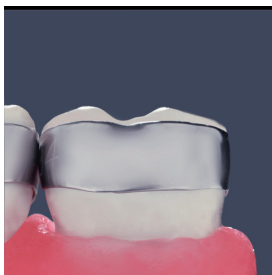
#### Second Molar Bands



Maxillary – Victory Series  
Standard Contoured Second Molar Bands



- Individual bands available in regular and hard temper. Kits available in regular temper only.
- Permanent laser ID marking
- Micro-etched inner surface for increased retention
- Completely proportioned sizing
- Straight interproximal walls for reduced separation
- Increased occlusal “edge” strength for reduced deformation



Mandibular – Victory Series Standard Contoured Second Molar Bands

## Victory Series™ Standard Contoured

### Second Molar Bands

Kit		Trial	Introduction
Micro-etched			
Standard - Regular	Upper	<b>956-208</b>	<b>956-201</b>
Standard - Regular	Lower	<b>956-108</b>	<b>956-101</b>
<b>Average Cases Per Kit</b>		<b>3 to 5</b>	<b>10 to 15</b>

		maxillary or mandibular	
Kit		Trial	Introduction
Hard Size	Regular Size		
128	28	-	2
128+	28+	-	2
129	29	-	2
129+	29+	-	2
130	30	-	2
130+	30+	-	2
131	31	-	3
131+	31+	-	3
132	32	2	3
132+	32+	2	3
133	33	2	3
133+	33+	3	4
134	34	3	4
134+	34+	4	4
135	35	4	4
135+	35+	4	4
136	36	3	4
136+	36+	3	4
137	37	2	3
137+	37+	2	3
138	38	2	3
138+	38+	1	2
139	39	1	2
139+	39+	-	2
140	40	-	2
140+	40+	-	2
141	41	-	2
<b>Quadrant Total</b>		<b>38</b>	<b>75</b>
<b>Kit Total</b>		<b>76</b>	<b>150</b>

## 5.10 Bands and Attachments

### General Purpose Molar Bands

- Universal anatomy fits rights and lefts with minor burnishing
- Permanent laser ID
- Individual wide bands available in hard temper. Kits available in regular temper only.
- Available in narrow or wide



		Kit	Introduction
Non - etched			
Regular	U/L		
	Narrow		161-101
	Wide		164-201
<b>Average Cases Per Kit</b>			<b>10 to 15</b>

			maxillary or mandibular	
		Kit	Introduction	
Hard Size	Regular Size			
128	28		2	
128+	28+		2	
129	29		2	
129+	29+		2	
130	30		2	
130+	30+		2	
131	31		2	
131+	31+		4	
132	32		4	
132+	32+		6	
133	33		6	
133+	33+		8	
134	34		8	
134+	34+		10	
135	35		12	
135+	35+		12	
136	36		12	
136+	36+		12	
137	37		10	
137+	37+		8	
138	38		6	
138+	38+		4	
139	39		2	
139+	39+		2	
140	40		2	
140+	40+		2	
141	41		2	
141+	41+		2	
142	42		2	
<b>Quadrant Total</b>			<b>150</b>	
<b>Kit Total</b>			<b>300</b>	

## Pedodontic Molar Bands

- Available prewelded with Victory Series™ Buccal Tubes
- Universal anatomy fits rights and lefts
- Regular temper
- Narrow occlusal-gingival height fits primary molars
- Same anatomy (but smaller size range) as Narrow General Purpose Molar Bands



		Kit	Trial	Introduction	Spectrum
Regular	U/L		-	-	162-100
Regular	Upper		162-107	162-108	-
Regular	Lower		162-207	162-208	-

Regular Size	Kit		Trial		Introduction		Spectrum	
	Upper	Lower	Upper	Lower	Upper	Lower	Upper	Lower
25	-	6	-	10	-	2		
26	-	6	-	10	-	2		
27	-	6	-	10	-	2		
28	6	4	10	10	2	2		
28+	6	4	10	10	-	-		
29	4	4	10	10	2	2		
29+	4	2	10	8	-	-		
30	4	2	10	6	2	2		
30+	4	2	10	4	-	-		
31	4	2	8	4	2	2		
31+	4	2	8	4	-	-		
32	4	2	6	4	2	2		
32+	4	2	6	4	-	-		
33	2	2	4	2	2	2		
33+	2	2	4	2	-	-		
34	2	2	4	2	2	2		
34+	-	-	-	-	4	4		
35	-	-	-	-	4	4		
35+	-	-	-	-	4	4		
36	-	-	-	-	4	4		
36+	-	-	-	-	4	4		
37	-	-	-	-	4	4		
37+	-	-	-	-	4	4		
38	-	-	-	-	2	2		
38+	-	-	-	-	-	-		
39	-	-	-	-	2	2		
39+	-	-	-	-	-	-		
40	-	-	-	-	2	-		
<b>Kit Total</b>	<b>50</b>	<b>50</b>	<b>100</b>	<b>100</b>	<b>48</b>	<b>52</b>		

## 5.12 Bands and Attachments

### Proportioned Bicuspid Bands



- Broad buccal coverage for superior retention
- Anatomy snaps into place over height of contour when seated
- Slight occlusal and gingival edge enhances cement retention
- Permanent laser ID
- Shown with lingual seating lug (REF 55264) attached – available on special order

	Kit	Trial	Introduction	Master
Upper		147-401	147-402	147-404
Average Cases Per Kit		3 to 5	10 to 15	90 to 100

	<b>maxillary</b>			
	Kit	Trial	Introduction	Master
<b>Size</b>				
1		2	2	4
2		2	2	4
3		2	2	4
4		2	2	6
5		2	2	10
6		2	4	10
7		2	4	12
8		2	4	12
9		2	4	20
10		2	4	30
11		2	6	30
12		4	6	50
13		4	6	50
14		4	10	50
15		4	10	50
16		4	10	50
17		4	10	30
18		4	10	30
19		4	6	20
20		2	6	20
21		2	6	20
22		2	6	20
23		2	6	20
24		2	4	10
25		2	4	8
26		2	4	8
27		2	4	8
28		2	2	6
29		2	2	4
30		2	2	4
<b>Kit Total</b>		<b>76</b>	<b>150</b>	<b>600</b>

### Proportioned Bicuspid Bands

- Fully proportioned in all dimensions and contour, from one band size to the next
- Universal anatomy fits rights and lefts
- Kits may be split left/right for angulated brackets
- Regular temper
- Permanent laser ID

	Kit	Trial	Introduction	Master
Lower		147-301	147-302	147-304
Average Cases Per Kit		3 to 5	10 to 15	90 to 100

	mandibular			
	Kit	Trial	Introduction	Master
<b>Size</b>				
1		2	2	2
2		2	2	2
3		2	2	2
4		2	2	2
5		2	2	2
6		2	2	2
7		2	2	6
8		2	2	6
9		2	2	6
10		2	2	8
11		2	2	8
12		2	4	20
13		2	4	22
14		2	6	34
15		2	6	34
16		2	8	48
17		2	8	48
18		2	10	48
19		2	10	48
20		2	10	48
21		2	8	48
22		2	8	30
23		2	6	30
24		2	6	30
25		2	4	12
26		2	4	12
27		2	4	12
28		2	2	4
29		2	2	4
30		2	2	4
31		2	2	4
32		2	2	2
33		2	2	2
34		2	2	2
35		2	2	2
36		2	2	2
37		2	2	2
38		2	2	2
<b>Kit Total</b>		<b>76</b>	<b>150</b>	<b>600</b>

## 5.14 Bands and Attachments

### General Purpose Bicuspid Bands

- Designed for practitioners who prefer a wedge fit
- Choice of wide or narrow bands in the occlusal-gingival dimension
- Universal anatomy fits rights and lefts
- Kits may be split left/right for angulated brackets
- Regular temper
- Permanent laser ID



Wide



Narrow

- Firm “wedge” fit for adaptability to widely varying bicuspid shapes
- Occlusal-gingival height of the narrow bands are .5 mm less than the wide bands
- Slight occlusal-gingival roll enhances cement retention

**Note:** Photos in this section may show laser ID or ink ID. Refer to product description for actual ID type.

### General Purpose Bicuspid Bands

	Kit	Introduction
<b>Wide</b>	Upper	143-402
	Lower	143-302
<b>Narrow</b>	Upper	143-113
	Lower	143-213
<b>Average Cases Per Kit</b>		10 to 15

#### maxillary wide and narrow

Kit	Introduction
<b>Size</b>	
00	2
00+	2
0	2
0+	2
1	2
1+	2
2	2
2+	2
3	2
3+	4
4	4
4+	6
5	8
5+	8
6	8
6+	10
7	10
7+	10
8	10
8+	10
9	8
9+	6
10	6
10+	4
11	4
11+	2
12	2
12+	2
13	2
13+	2
14	2
14+	2
15	2
<b>Kit Total</b>	<b>150</b>

#### mandibular wide and narrow

Kit	Introduction
<b>Size</b>	
0	2
0+	2
1	2
1+	2
2	2
2+	2
3	2
3+	2
4	2
4+	2
5	2
5+	4
6	4
6+	4
7	4
7+	6
8	6
8+	6
9	6
9+	6
10	8
10+	8
11	6
11+	6
12	6
12+	6
13	6
13+	4
14	4
14+	4
15	4
15+	2
16	2
16+	2
17	2
17+	2
18	2
18+	2
19	2
19+	2
20	2
<b>Kit Total</b>	<b>150</b>

## 5.16 Bands and Attachments

### Contoured Bicuspid Bands



- Anatomy similar to proportioned bicuspid bands without half sizes
- Universal anatomy fits rights and lefts
- Kits may be split left/right for angulated brackets
- Regular temper
- Permanent laser ID
- Shown with lingual seating lug (REF 55264) attached – available on special order













	Kit	Trial	Introduction	Professional
Upper		147-408	147-405	147-406
Lower		147-308	147-305	-
<b>Average Cases Per Kit</b>		<b>3 to 5</b>	<b>10 to 15</b>	<b>40 to 50</b>

	Kit	Trial	Introduction	Professional
				<b>maxillary</b>
<b>Size</b>				
1		2	4	10
2		2	6	10
3		4	8	14
4		6	8	18
5		8	12	22
6		8	12	26
7		8	16	32
8		8	20	40
9		8	22	40
10		8	14	30
11		6	10	22
12		4	8	16
13		2	6	12
14		4	4	8
<b>Kit Total</b>		<b>76</b>	<b>150</b>	<b>300</b>

	Kit	Trial	Introduction	Professional
				<b>mandibular</b>
<b>Size</b>				
1		2	2	6
2		2	4	6
3		2	4	8
4		2	4	10
5		2	4	10
6		2	6	14
7		4	8	16
8		4	8	18
9		6	10	20
10		6	12	20
11		6	10	22
12		6	10	20
13		6	10	18
14		6	10	18
15		4	10	20
16		4	10	18
17		2	6	14
18		2	6	12
19		2	4	10
20		2	4	8
21		2	4	6
22		2	4	6
<b>Kit Total</b>		<b>76</b>	<b>150</b>	<b>300</b>

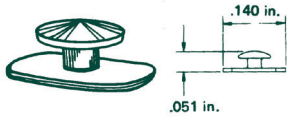
## Lingual Sheaths

Streamlined lingual sheaths feature a variety of horizontal styles and one vertical style with a two-point contact for ease of lingual archwire insertion and stability. All horizontal styles are available with or without mesial/distal hooks; with solid or slotted tube; with or without distal latching indent. All styles are narrow in the occlusal-gingival dimension and have mesial/distal welding flanges that are curved slightly for better adaptation to bands. Lingual sheaths not preassembled on bands are sold in minimum quantities of 10 each type.

Conventional		Hook	Latching Indent	Tube Type	For Wire Size (Distally Doubled)		Left/Right	Order No.
					Inches	(mm)		
Horizontal		yes	no	solid	.030	(.76)	-	080-111
					.036	(.91)	-	080-211
Horizontal		yes	no	slotted	.030	(.76)	-	080-131
					.036	(.91)	-	080-231
Horizontal		yes	yes	slotted	.036	(.91)	UL/LR	080-242
					.036	(.91)	UR/LL	080-243
Horizontal		yes	yes	solid	.036	(.91)	UL/LR	080-245
					.036	(.91)	UR/LL	080-246
Horizontal		no	no	solid	.030	(.76)	-	080-110
					.036	(.91)	-	080-210
Horizontal		no	yes	solid	.030	(.76)	-	080-120
					.036	(.91)	-	080-220
Horizontal		no	no	slotted	.030	(.76)	-	080-130
					.036	(.91)	-	080-230
Horizontal		no	yes	slotted	.030	(.76)	-	080-140
					.036	(.91)	-	080-240
w/distal ball hook		yes	yes	slotted	.036	(.91)	UL/LR	080-251
							UR/LL	080-252
w/mesial ball hook		yes	yes	slotted	.036	(.91)	UL/LR	080-253
							UR/LL	080-254
Vertical		no	no	solid	.036	(.91)	-	080-270
<b>Level Anchorage™</b>								
Horizontal		no	no	solid	.036	(.91)	-	080-100

# 5.18 Bands and Attachments

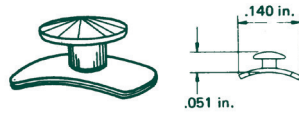
## Lingual Attachments



### Flat-Base Lingual Buttons

Mushroom head, highly polished to prevent tissue irritation, retain auxiliary attachment from any direction. Also useful as a seating and removing lug.

**482-100** 10/pk



### Curved-Base Lingual Buttons

Same head as 482-100, but on a curved base that adapts more easily to bicuspid bands and molar bands.

**482-120** 10/pk

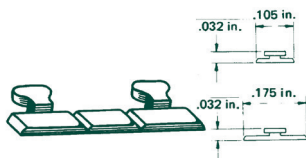
### Clear Plastic Button

For direct bonding

**224-800** 10/pk

### Curved Bondable Buttons

**20400-02** 10/pk

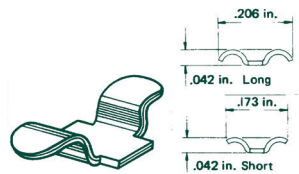


### Combination Lingual Hook/Seating Lugs

Hold elastics securely from mesial, distal, or occlusal. Straight occlusal edge for band seating. Smooth edges to protect against tissue irritation. Strip scored for easy break-away. 100/pk

**481-001** Short (for anteriors and bicuspid)

**481-002** Long (for molars)



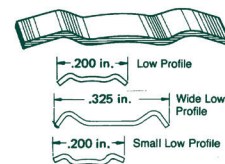
### Raised Arm Lingual Cleats

Arms are curved to protect against tissue irritation. Accommodates up to three heavy elastics on one cleat.

100/pk

**485-001** Long arms

**485-002** Short arms



### Low-Profile Lingual Cleats (Debnam)

100/pk

**485-004** Low profile

**485-005** Wide low profile

**485-006** Small low profile

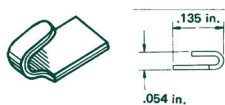


### Lingual Ball Hooks

Shanks flattened at end to facilitate a secure attachment to bands and lingual bonding pads.

**486-010** Straight, 10/pk

**486-020** Offset, 10/pk



### Molar Hooks

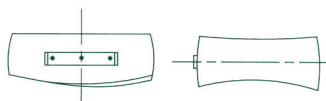
Easy to weld on bands and strong enough for heavy cross elastics. No sharp edges to irritate tissue or damage elastics.

**480-001** 10/pk



### Bondable Lingual Cleat

**709-050** 10/pk



### Seating Lugs

**55264**

Please specify if other than standard lingual position.

## Modular Band/Bond Kit Organizers

- Modular “snap together” kit organizers can be custom assembled to your specific needs
- Durable plastic containers enclose sliding kit drawers with clear plastic hinged covers to protect your inventory
- Color coded labels identify band types

### Bicuspid Organizers

- 185-121** Upper Bicuspid Proportional  
**185-122** Lower Bicuspid Proportional  
**185-116** Upper Bicuspid (Wide)  
**185-117** Upper Bicuspid (Narrow)  
**185-118** Lower Bicuspid (Wide)  
**185-119** Lower Bicuspid (Narrow)  
**185-120** Upper and Lower Contoured

### Modular Bond Kit Organizers

- 186-110** Small Bracket Organizer  
**186-410** Large Bracket Organizer

### 1st Molar Organizers

- 185-126** Lower 1st Molar  
 (Regular, Rights and Lefts)  
**185-127** Lower 1st Molar (Hard, Rights and Lefts)  
**185-128** Lower Right 1st Molar (Regular)  
**185-129** Lower Left 1st Molar (Regular)  
**185-130** Lower Right 1st Molar (Hard)  
**185-131** Lower Left 1st Molar (Hard)  
**185-132** Upper 1st Molar  
 (Regular, Rights and Lefts)  
**185-133** Upper 1st Molar (Hard, Rights and Lefts)  
**185-134** Upper Right 1st Molar (Regular)  
**185-135** Upper Left 1st Molar (Regular)  
**185-136** Upper Right 1st Molar (Hard)  
**185-137** Upper Left 1st Molar (Hard)  
**185-166** Lower Right Narrow 1st Molar  
**185-167** Lower Left Narrow 1st Molar  
**185-168** Upper Right Narrow 1st Molar  
**185-169** Upper Left Narrow 1st Molar

### 2nd Molar Organizers

- 185-147** Upper Right 2nd Molar (Regular)  
**185-152** Upper Left 2nd Molar (Regular)  
**185-149** Lower Right 2nd Molar (Regular)  
**185-146** Lower Right 2nd Molar (Hard)  
**185-150** Lower Left 2nd Molar (Regular)  
**185-151** Lower Left 2nd Molar (Hard)  
**185-170** Lower Right Narrow 2nd Molar  
**185-171** Lower Left Narrow 2nd Molar  
**185-172** Upper Right Narrow 2nd Molar  
**185-173** Upper Left Narrow 2nd Molar

### General Purpose Molar Organizers

- 185-141** Upper Molar (Narrow, Regular)  
**185-145** Upper Molar (Wide, Hard)  
**185-140** Lower Molar (Narrow, Regular)  
**185-144** Lower Molar (Wide, Hard)  
**185-154** Upper and Lower Pedodontic Molar

### Accessories

- 185-155** Miscellaneous Empty Box

## 5.20 Bands and Attachments

### RxWeld Service

#### Custom Services

Convenient prescription program for orthodontists who reorder Solventum seamless bands prewelded with Solventum attachments:

- Reduces reorder time and paperwork
- Eliminates order confusion and reduces potential prewelding errors

Reordering bands prewelded with correct attachments and precise angulation and positioning is a time-consuming task in any orthodontic practice.

Solventum offers a unique ordering service which greatly simplifies band reordering. Here's how it works:

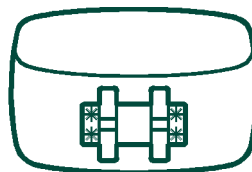
Every orthodontist ordering prewelded bands from Solventum has a prescription on file, containing customized ordering instructions.

Reorders with instructions that deviate from the prescription file will be verified by phone before Solventum processes the order. Custom order forms and a copy of your prescription are available on request.

---


#### Standard Welding

Solventum attachments in standard positions (see standard positions chart for edgewise and light wire attachments) on Solventum seamless bands and bonding bases. No charge.



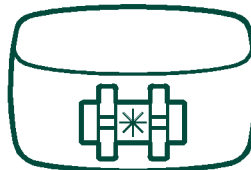
#### Custom Welding

Solventum attachments in non-standard positions (see angulation chart for details on custom angulation) on Solventum seamless bands and bonding bases. No charge.



Tack-welding only — Solventum attachments to Solventum seamless bands.

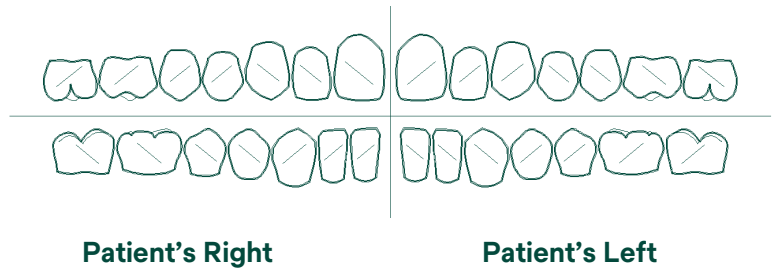
No charge.



## Torqued Attachments

### Standard Angulation Chart

Angulation direction is illustrated by chart. Chart is shown as if viewer is facing patient. Degree of angulation must be specified when ordering. Our special order form includes this chart to assist in ordering desired angulation.



**Note:** For some pre-adjusted appliances, the crown tip is different than standard edgewise appliances. Consult pre-adjusted appliances section of this catalog for prescribed crown tip and angulation degrees applicable to specific techniques.

(+) Angulation  
Crowns tipped mesially; roots inclined distally.

(-) Angulation  
Crowns tipped distally; roots inclined mesially.

Applicable to Standard Edgewise and Torqued Edgewise

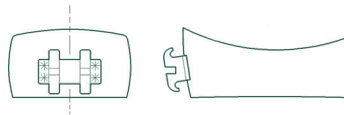
(-) Torque Crowns - Lingual  
(+) Torque Crowns - Labial

### Brackets to G.P. Bicuspid

Mesial/Distal Positioning  
Centered

Occlusal/Gingival Positioning  
Mesial-horizontal center of the base of archwire slot is located on horizontal centerline of band.

### Brackets to Proportioned Bicuspid



Mesial/Distal Positioning  
Centered

Occlusal/Gingival Positioning  
Slightly offset occlusally whereby occlusal edge of the tie-wing is located approximately .0075 in. (.2 mm) from the occlusal edge of the band.

## 5.22 Bands and Attachments

### Light Wire Attachments

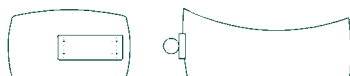
#### Standard Edgewise Welding Reference Light Wire Attachments

##### Brackets to Bicuspids

Mesial/Distal  
Centered

Occlusal/Gingival  
Underslot of bracket centered  
on band.

##### Single Buccal Tube to Molars



Mesial/Distal  
Mesial edge of buccal tube bisects  
mesial cusp.

Occlusal/Gingival  
Gingival edge of tube is .048 in.  
(1.2 mm) from gingival edge of band.

---

#### Standard Edgewise Welding Reference

##### Brackets to Bicuspids

Mesial/Distal Positioning  
Centered

Occlusal/Gingival Positioning  
Centered

\* For proportioned bicuspid  
bands, bracket is slightly offset  
occlusally whereby occlusal  
edge of tie-wings are flush with  
occlusal edge of band.

##### Single Buccal Tube to Molars

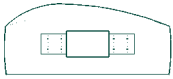


Mesial/Distal Positioning  
Mesial edge of buccal tube bisects  
mesial cusp.


Occlusal/Gingival Positioning  
Center of slot is .075 in. (1.9 mm) from occlusal  
edge of band.

## Lingual Molar Attachments

### Sheaths

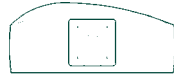


Mesial/Distal Centered




Occlusal/Gingival Centered

### Molar Hooks



Mesial/Distal Centered




Occlusal/Gingival Centered with hook to occlusal (hook opening toward gingival).

### Combination Hook/Lug



Mesial/Distal Centered



Occlusal/Gingival Center of hook is centered occlusal-lingivally.

### Buttons

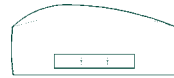


Mesial/Distal Positioning  
On all molars with buccal attachment: button bisects mesial cusp. On G.P. molars, without buccal attachment: button is centered mesio-distally. Also applies to upper 2nd molars with or without buccal attachment.




Occlusal/Gingival Positioning  
Welding flange is .020 in. (.51 mm) from occlusal edge of band.

### Hi-Profile Cleats

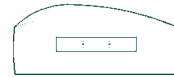


Mesial/Distal Positioning  
On all molars with buccal attachments: cleat bisects mesial cusp. On G.P. molars, without buccal attachment: button is centered mesio-distally. Also applies to upper 2nd molars with or without buccal attachment.



Occlusal/Gingival Positioning  
Welding flange is .020 in. (.51 mm) from occlusal edge of band.

### Low-Profile Cleats



Mesial/Distal Positioning Centered



Occlusal/Gingival Positioning Centered

### Ball Hook



Mesial/Distal  
Mesial edge of flange centered mesio-distally; ball toward distal.



Occlusal/Gingival Centered

### Level Anchorage™ System

#### Attachments

Specifications vary somewhat from standard positioning. Please refer questions regarding Level Anchorage System specifications to your Solventum Customer Service.

Orthodontic Hand Instruments ..... **6.2**

Cutters..... **6.4**

Orthodontic Hand Instruments Fixed  
Appliance Removing Instruments..... **6.5**

Positioning Instruments..... **6.5**

Self-Ligating Bracket Hand Instruments..... **6.6**

Lingual Instruments..... **6.7**

Hinged Instruments ..... **6.9**

Ligating Instruments..... **6.9**

Miscellaneous Hand Instruments ..... **6.10**

Orthodontic Hand Instruments



**Weingart Utility Pliers**

Versatile pliers with serrated grip surfaces. Securely holds wire or auxiliary at any convenient working angle. Rounded surfaces for patient comfort.

900-700 



**How Utility Pliers**

Matching serrated tips. Grip surfaces securely hold wire or auxiliary at any convenient working angle. Rounded beaks for patient comfort.

900-701 



**Three-Jaw Wire Bending Pliers**

Consistent bends are assured with precision-aligned tips. The two-beak jaw is made of a one-piece construction.

900-705   



**Omega Loop Forming Pliers**

Make uniform Omega loops in square and rectangular wires. One-piece tip construction with serrated concave beak. Three-tier tip has 1.7 mm, 2.1 mm, and 2.6 mm diameters.

900-707  



**Bird Beak Pliers**

Round and pyramid beaks are tapered to a fine tip for precise bends.

900-709    



**Tweed Loop Forming Pliers**

Facilitates the making of Omega, "Bull" and closing loops. Tapered round tip opposite concave beak.

900-720  



**Arch Bending Pliers**

Provides efficient handling, bending, and torquing of square and rectangular wires.

900-721 

## Orthodontic Hand Instruments



### Weingart Utility Pliers

“Sure-grip” precision-matched serrated pads. Outer surface of beaks are carefully rounded for safety and comfort to lips and intraoral tissue.

**900-735** Slimnose Weingart Utility Pliers, smaller tips for better intraoral accessibility.

See **801-700** Weingart Utility Pliers



### How Utility Offset Pliers

(Offset/Regular Tip)  
Similar to the 900-701 plier, except tips are offset at 45° angle to facilitate posterior intraoral applications.

**900-702**

See **801-701** How Utility Pliers



### Tweed Rectangular Arch-Forming Pliers

For rectangular and square wires. Gripping surfaces are precision machined to hold wire at right angle without slipping. Blades are .070 in. (1.78 mm). **Maximum wire size .021 x .025 in.**

**900-703**



### Lingual Lock-Forming Pliers

Forms terminal double-back bends in either .030 in. or .036 in. maximum lingual arches.

**900-706**



### Jarabak Pliers

For precise bending of lighter wires. Precision-aligned grooves with serrated tips in both beaks assure accurate bending of closing loops. **Maximum wire size .016 in. diameter.**

**900-704**



### Light Wire Bird Beak Pliers

Beaks are gradually tapered to bend small diameter loops. **Maximum wire size .016 in. diameter.**

**900-710**

See **801-709** Bird Beak Pliers



### Band Seating Pliers

Square, tapered, serrated tips grip prewelded bracket wings securely while fitting bands.

**900-711**



### Hollow Chop Pliers

Convex/concave beaks are .300 in. (7.61 mm) wide. Ideal for reshaping and contouring Nitinol wire and arches. **Maximum wire size .021 x .025 in. & .020 in. diameter.**

**900-716**

## 6.4 Hand Instruments

### Cutters



#### Universal Cutter

(Safety Hold)

Holds loose distal ends. Shear-cuts hard wire. **Cut and hold capacity: Maximum .021 x .025 in. Nitinol, Braided and minimum .012 in. Nitinol.**

900-756

900-757 Long Handle



#### End Cutter

(Distal)

72° angle for very close cut to buccal tube. **Cutting capacity: Maximum .021 x .025 in.** Hi-T™ and Nitinol; minimum .016 x .016 in. Braided and .016 in. diameter Nitinol.

900-750



#### Hard Wire Cutter

15° cutting angle. New specially designed, diamond-honed to cut hard wire. Precision-machined joint. **Cutting capacity: Maximum hard wire up to .021 x .025 in.**

Hi-T and Nitinol; minimum .010 in. diameter Hi-T.

900-751



#### Wire Cutter

Similar to 900-751 straight cutting jaws.

**Cutting capacity: Maximum archwires up to .021 x .025 in.** Hi-T and Nitinol; minimum .010 in. diameter Hi-T.

900-752



#### Pin and Ligature Cutter

Straight-back designed to cut soft wires. Sharp pointed diamond-honed tips to cut ligature wire at very point of cutter blades. **Cutting capacity: Maximum soft wire up to .014 in. diameter.**

900-753



#### Miniature Pin and Ligature Cutter

Tips for finite cutting of ligature wires.

**Cutting capacity: Maximum soft wire up to .012 in. diameter.**

900-754



#### Micro-Miniature Pin and Ligature Cutter

Sharp pointed diamond-honed tips to cut ligature wire at very point of cutter blades. **Cutting capacity: Maximum soft ligature up to .010 in. diameter.**

900-755

**Warning:** Before cutting wire in the mouth with any non-safety hold cutter, place a gauze pad or cotton roll next to the wire end to catch wire fragments.

Do not over-stress instruments as instrument may break if over-stressed. Observe maximum capacity listed for the instrument.

## Orthodontic Hand Instruments

### Fixed Appliance Removing Instruments



#### Universal Separating Pliers

Lightweight stainless steel pliers provide easy access to difficult-to-reach areas. Features spring-back action.

**800-734**



#### Convertible Cap Removing Pliers

Precision pliers use reciprocal action to shear off the temporary cap of a convertible first molar tube.

**805-035**

Replacement Tips 5/pk

**805-036**



#### Debonding Instrument

Debonding tool designed for the removal of traditional Non Self-Ligating Metal and Ceramic Bracket Systems. The positioning ledge is not used in debonding metal brackets; refer to the Debonding Instrument Technique Guide for additional information.

**900-850**

## Positioning Instruments

### Bracket Positioning Gauges

Precision machined handles, color coded size, establishes proper bracket height, measured from bracket slot to incisal/occlusal surface of tooth.

**900-836** Positioning Gauge One (2.0–2.5 mm)

**900-837** Positioning Gauge Two (3.0–3.5 mm)

**900-838** Positioning Gauge Three (4.0–4.5 mm)

**900-839** Positioning Gauge Four (5.0–5.5 mm)

**900-840** Positioning Gauge Five (6.0–6.5 mm)

**900-841** Set of four Gauges (One–Four)



**MBT™ Versatile+**  
**Appliance System**

### Self-Ligating Bracket Hand Instruments



#### Debonding Instrument

This Debonding Instrument is for the Clarity™ Ultra Self-Ligating Bracket system.

**804-175**



#### SmartClip™ Appliance Wire Disengagement Instrument

Archwires are removed from Clarity™ SL Self-Ligating Brackets or SmartClip™ Self-Ligating Brackets by sliding the instrument's hooks beneath the archwire and lifting it away from the bracket with a squeeze.

**804-160**

**804-161** Slide Reorder Pack

**804-162** Hook Insert Replacement



#### Self-Ligating Bracket Debonding Instrument

Distinguished debonding tool designed for the Self-Ligating Bracket System: SmartClip Self-Ligating Brackets. Also recommended for Clarity™ Advanced Ceramic Brackets. May be used with or without the archwire engaged in the bracket slot.

**804-170**



#### Open-Close Instrument

Open-Close instrument for Clarity™ Ultra Self-Ligating Brackets.

**804-155**



#### Bracket Placement Instrument

Stainless Steel Reverse Action Tweezer/ Instrument designed with Self-Ligating brackets in mind. The downward slope of the forearm improves operator visibility while placing the bracket onto the tooth. The instrument is constructed with a convex reverse end that can be used to seat brackets, the slender tips and concave undercarriage allow easy bracket removal from the APC™ Adhesive blister.

**804-171**

## Lingual Instruments



### Lingual Weingart Utility Pliers with 60° Bend

Have tips angled at 60° for easy access to the lingual arch. The fine tapered tips help make working in the limited space easier, and the tip serrations provide a secure grip on the wire. The tips are rounded for patient comfort and safety.

**803-530**




### Lingual Cinch Back Pliers

Used to make a 90° wire bend distal to the buccal tube. Long handles assure convenient access to the area with patient comfort, while serrated tips hold the wire firmly.

**For use with nitinol wires  
.012 - .018" (.30 - .46 mm).**

**803-531**



### Lingual Anterior Debonding Pliers

With an enhanced gripping surface for security and a functional ergonomic design, the debonding pliers make the bracket debonding step easier. These pliers accommodate the custom bases of the Incognito™ Appliance System Brackets.

**803-532**



### Lingual Detailing Pliers

Enables .75 mm 1st and 2nd order bends intraorally without having to remove the archwire. The double-sided head is designed to work interproximally, even where space is limited.

**Maximum wire size:  
.018 x .018" (.46 x .46 mm)**

**803-535**



### Lingual Light Wire Flush Cut Distal End Cutter

Gives a flush cut to the wire at the distal end of the terminal tube, reducing the possibility of patient discomfort from archwire protrusion. The safety hold feature secures the loose wire after the archwire is cut. Tips are made of Tungsten Carbide for durability.

**Minimum wire cutting capacity:  
.012" (.30 mm).**

**Maximum wire cutting capacity:  
.016 x .025" (.41 x .64 mm)**

**803-550**



### Lingual Heavy Wire Flush Cut Distal End Cutter

Gives a flush cut to the wire at the distal end of the terminal tube. These pliers are designed for larger wires, and tips are made of Tungsten Carbide for durability. The safety hold feature secures the loose wire after the archwire is cut.

**Minimum wire cutting capacity:  
.016" (.41 mm)**

**Maximum wire cutting capacity:  
.021 x .025" (.55 x .64 mm)**

**803-551**

Lingual Instruments



**Lingual Distal End Cutter**

Used for a wide range of wire sizes. It features long handles and a narrow design, with cutting tips made of Tungsten Carbide for durability. A clean square end cut reduces deburring, and the safety hold feature secures the loose wire after the archwire is cut.

**Minimum wire cutting capacity:**  
 .012" (.30 mm)

**Maximum wire cutting capacity:**  
 .018 x .025" (.46 x .64 mm)

803-552




**Lingual Straight Ligature Cutter**

Light duty cutter specifically for soft wires and elastics. Small and narrow in design, the sharp pointed tips can reach into tight and difficult to reach areas. Tips are made of Tungsten Carbide for durability.

**Maximum wire cutting capacity:**  
 .012" (.30 mm)


803-553



**Lingual Straight Mathieu Pliers**

Have fine straight tips for archwire insertion and elastomeric ligature placement.

803-570



**Lingual Curved Mathieu Pliers**

Feature fine curved tips for archwire insertion and elastomeric ligature placement on lingual brackets.

803-571



**Lingual Bracket Placement Tweezer**

A reverse action instrument used for the placement of lingual brackets, bondable tubes and attachments. The curved design allows easier viewing of the placement area.

803-572



**Lingual Straight Mosquito Forceps**

Feature fine serrated tips with positive locking to ensure consistent performance for elastomeric ligature placement on lingual brackets.

803-573



**Lingual Director**

The double-ended instrument aids in seating the archwire and is used for tucking ligatures after placement.

803-580



**Lingual Short Probe**

Used for the removal of elastomeric ligatures, and excess adhesive around brackets. It can also aid during bracket positioning.

803-581

## Hinged Instruments



### Deluxe AlastiK™ Force Modules Needle Holder

Miniature needle holder with ultra-fine tips to facilitate application of AlastiK Modules. Not for use with metal ligatures.

**500-081**



### Mathieu Needle Holder

A precision stainless steel ligating instrument with fine, serrated tips and a quick-release positive locking mechanism on the rear of the handles. A free-sliding leaf spring on the inner surface opens the beaks when the lock is released. Very useful for placing AlastiK Force Modules. Can also be used with metal ligatures.

**500-083**

## Ligating Instruments



### Double-Ended Ligature Director

Features a straight, notched tip at one end for use on anterior brackets, and an angled, notched tip at other end for easier access to posterior brackets.

**803-007**



### Double-Ended Dual Purpose Instrument

Combines offset taper for removing AlastiK™ Ligatures on one end and an angled notch ligature director on the other end to facilitate AlastiK module placement in hard to reach places.

**900-815**



### Single-Ended Ligature Director

Made from stainless steel with a small, thin, serrated tip for tucking in ligature pigtails.

**803-003**

### Miscellaneous Hand Instruments



#### **Molar Band Seater**

Features a hardened, colbalt-based alloy tip embedded in a molded handle which serves as a bite stick. The serrated, triangular tip allows better interproximal access with a positive grip.

**811-001**



#### **Lightweight Band Seater and Pusher**

A well-balanced, hollow-handled, stainless steel instrument with angled, serrated tip to assure a positive grip on band edges and seating lugs.

**900-832**



#### **Sickle-Style Cement Remover and Bracket Positioner**

Double-ended instrument with curved, tapered tip with sharpened inside radii, other tip flat serrated to push bracket. Designed for placing bracket and removing direct bonding adhesives.

**900-822**

APC™ Flash-Free Adhesive Coated Appliance System.....	7.2
Etching the Tooth Surface.....	7.4
Miscellaneous Products.....	7.4
Priming Teeth Prior to Light Cure Applications .....	7.5
Transbond™ Plus Self Etching Primer .....	7.5
Transbond™ MIP Moisture Insensitive Primer .....	7.5
Transbond™ XT Primer .....	7.5
Direct Bond Light Cure Adhesive.....	7.6
Transbond™ XT Light Cure Adhesive .....	7.6
Transbond™ PLUS Color Change Adhesive.....	7.7
Bonding Lingual Retainers .....	7.7
Transbond™ LR Light Cure Adhesive .....	7.7
Adhesives for Indirect Bonding Trays.....	7.8
Transbond™ Supreme LV Low Viscosity Light Cure Adhesive.....	7.8
Banding Adhesive/Cement.....	7.8
Transbond™ Plus Light Cure Band Adhesive.....	7.8
Multi-Cure Glass Ionomer Orthodontic Band Cement.....	7.8
Ortholux™ Luminous Curing Light.....	7.9
Clarity Attachment Material.....	7.10

### APC™ Flash-Free Adhesive Coated Appliance System

# Simply a better way to bond.

Bonding is undergoing a revolution. And while the current system of adding adhesive to a bracket works fine, the APC™ Flash-Free Adhesive Coated Appliance System works even better—and faster. The system's next generation, resin-soaked nonwoven mat adheres to enamel for a better, reliable bond that also eliminates the process of flash removal.

At Solventum, we think it's time to leave flash behind. We used proven Solventum technologies to develop APC Flash-Free Adhesive—the most efficient bonding system in orthodontics. Our innovative design creates a unique adhesive bonding substrate on the base of each bracket.

APC Flash-Free adhesive coated brackets have shown an average bond failure rate of less than two percent in the first ninety days of bonding.\*

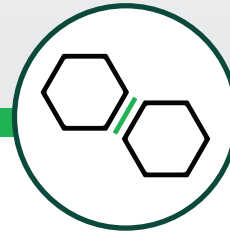


**APC Flash-Free Adhesive is available on five appliance choices for complete 7×7 bonding and is compatible with both metal and ceramic brackets.**



### Saves Time and Cost

- ✓ Faster and more efficient bonding than non-precoated brackets.
- ✓ Eliminates the flash removal step from bonding.
- ✓ Simple, easy clean-up at debonding.



### Superior Bonding Efficiency

- ✓ Bond time is reduced up to 40% per bracket.
- ✓ No flash removal reduces accidental bracket movement after positioning, reducing the need to reposition.
- ✓ Protects tooth enamel under adhesive.

For more information contact your Solventum Representative today.

\*Solventum data on file.

## Proven technology. Superior performance.

Powered by Solventum science, APC Flash-Free Adhesive leverages several of the highly advanced Solventum Technology Platforms such as nanotechnology, adhesives and nonwoven materials. The result is a revolutionary way to bond orthodontic appliances that eliminates the many challenges of bonding with flash.



**Bonding reliability without flash removal.** Orthodontic appliances bonded using APC Flash-Free Adhesive have reliable bond strength that's comparable to Transbond™ XT Adhesive and APC™ II Adhesive while eliminating challenging and time-consuming flash removal.

**The difference is the fibers.** Minimal bracket drift occurs after initial placement because of the adhesive bond provided by nonwoven materials. A web of micron-sized polypropylene fibers provide the necessary thickness and loft needed for a reliable bond.

**A smooth, even and hygienic seal.** The pre-coated resin forms a smooth meniscus around the bracket base. This creates an even seal and protects the enamel under the surface of the bracket from acid erosion caused by microleakage.

### APC Flash-Free Adhesive is available with:



Clarity™ Ultra Self-Ligating Brackets



Clarity™ Advanced Ceramic Brackets



SmartClip™ SL3 Self-Ligating Brackets



Victory Series™ Low Profile Brackets



Victory Series™ Superior Fit Buccal Tubes



### APC Flash-Free Adhesive

Traditional paste adhesives require flash cleanup which can leave uneven excess adhesive or undercuts around the edges of brackets, allowing a surface area for food particles to accumulate or plaque to form. Our APC Flash-Free Adhesive forms a smooth meniscus when the adhesive coated bracket is seated, which seals the tooth surface around the edges of the bracket.

## 7.4 Adhesives

### Etching the Tooth Surface

#### Tooth Preparation



#### Etching Gel System

(Blue Tint)  
(35% Phosphoric Acid)  
2 gel etch syringes (3.5 g each)  
20 disposable metal dispensing tips  
**712-044**



#### Disposable Metal Dispensing Tips

20/pk  
**712-045**



#### Brush Holder

4/pk  
**704-046**



#### Etching Gel

(Blue Tint)  
35% phosphoric acid  
9 ml bottle  
**704-060**

---

### Miscellaneous Products

#### Bonding Prep Trays

25/pk tacky surface in well  
**709-029**

100/pk tacky surface in well  
**709-019**



#### Ortho Laboratory Adhesive for Indirect Bonding

3 syringe/pk  
**704-050**

#### Dispensing Items

Mixing Pad 3" x 2½"  
5/pk

**704-030**

Disposable Spatulas  
100/pk

**704-045**

## Priming Teeth Prior to Light Cure Applications

### Transbond™ Plus Self Etching Primer

Easy-to-use Transbond Plus Self Etching Primer lets you etch and prime enamel in one simple step. A single-patient use foil pack contains pre-measured etchant and light cure primer that are applied together using a disposable applicator included with each pack. Works in both moist and dry environments with outstanding bond strength when used with moisture tolerant adhesives. Each unit contains enough primer for a complete arch. Use with light cure adhesives.



100 unit box  
**712-090**

20 unit box  
**712-091**



Standard Applicators (100/pk)  
**712-092**



Easy Roller (1 each)  
**712-093**

### Transbond™ MIP Moisture Insensitive Primer

- Moisture tolerant primer bonds in moisture (water or saliva) without compromising bond strength with a single coat over contaminated tooth surface when used with moisture tolerant adhesives
- Compatible with all Solventum light cure adhesives

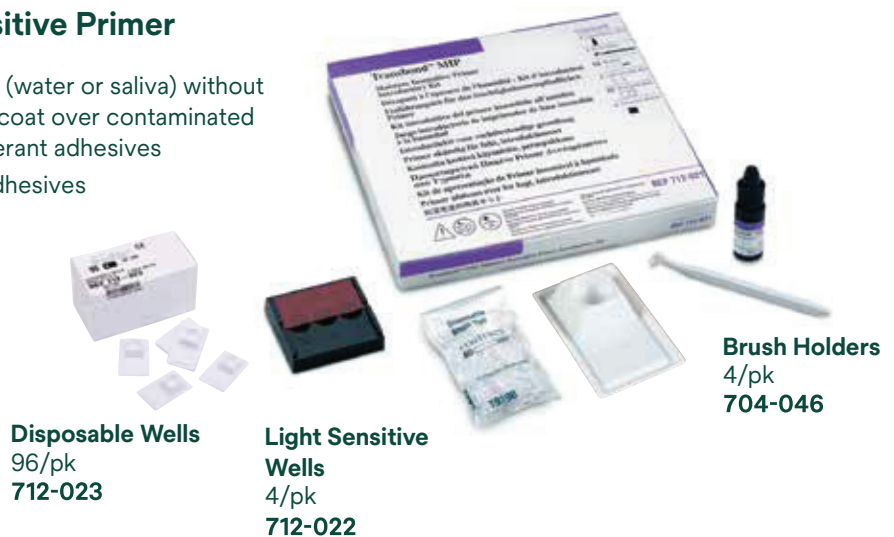
#### Transbond MIP Moisture Insensitive Primer Introductory Kit

- 6 ml Transbond MIP primer
- 1 light sensitive well
- 20 disposable wells
- 1 brush holder
- 60 brush tips

**712-021**

#### Transbond MIP Primer Bottle

- 6 ml
- 712-025**



Disposable Wells  
96/pk  
**712-023**

Light Sensitive Wells  
4/pk  
**712-022**

Brush Holders  
4/pk  
**704-046**

### Transbond™ XT Primer

- Requires only a thin, uniform film on each tooth
- Serves as a wetting agent



Transbond XT Primer Bottle  
6 ml  
**712-034**

## 7.6 Adhesives

### Direct Bond Light Cure Adhesive

#### Transbond™ XT Light Cure Adhesive

##### Command Cure

- Quick ceramic/metal bracket cure

##### Extended Working Time

- Allows precise bracket placement

##### Immediate Bond Strength

- Allows archwire to be tied in immediately following cure

##### Versatile

- Saves time for rebonds
- Efficient bonding of ceramic and metal brackets

##### Excellent Handling Properties

- No bracket drift
- Easy flash clean-up



##### Transbond XT Light Cure Adhesive Kit in Capsules

25 capsules (0.2 g each)  
6 ml Transbond XT primer  
1 adhesive dispensing gun  
1 brush holder  
60 brush tips  
**712-030**

##### Transbond XT Adhesive in Capsules

25 capsules (0.2 g each)  
**712-031**

**Adhesive Dispensing Gun**  
**712-032**



##### Transbond XT Light Cure Adhesive Kit in Syringes

2 syringes (4 g each)  
6 ml Transbond XT primer  
1 brush holder  
60 brush tips  
**712-035**



##### Transbond XT Adhesive in Syringes

4 syringes (4 g each)  
**712-036**

**Transbond XT Primer Bottle**  
6 ml  
**712-034**

##### Transbond XT Adhesive Syringe Sample

2 syringes (4 g each)  
**712-066**

## Direct Bond Light Cure Adhesive

### Transbond™ PLUS Color Change Adhesive

#### Moisture Tolerant

- Reliable bond in moist field when used with moisture tolerant primers



#### Transbond PLUS Color Change Adhesive in Syringes

2 ea. syringes (4 g each)  
712-101

#### Transbond PLUS Color Change Adhesive in Capsules

25 ea. capsules (0.2 g each)  
1 Adhesive Dispensing Gun  
712-102

#### Color Changing

- Easier flash clean-up
- Better bracket reference



#### Syringe Refill

4 ea. syringes  
(4 g each)  
712-103

#### Capsule Refill

25 ea. capsules (0.2 g each)  
712-104

#### Syringe Sample

1 ea. syringe (4 g each)  
712-105

#### Capsule Sample

2 ea. capsules (0.2 g each)  
712-106

#### Versatile

- Bonds ceramic and metal brackets
- Available in syringes and capsules



#### Capsule Kit with Transbond™ Plus Self Etching Primer

(712-102 plus 712-091)  
712-108

#### Syringe Kit with Transbond Plus Self Etching Primer

(712-101 plus 712-091)  
712-107

## Bonding Lingual Retainers

### Transbond™ LR Light Cure Adhesive

Light cure adhesive designed specifically for bonding lingual retainers. Optimized viscosity with softer consistency than Transbond XT Adhesive.



#### Transbond LR Capsule Kit

25 capsules (0.2 g each)  
6 ml Transbond XT primer  
1 adhesive dispensing gun  
1 brush holder  
60 brush tips  
712-033

#### Transbond LR Capsules

25 capsules (0.2 g each)  
712-038

#### Adhesive Dispensing Gun

712-032

#### AlastiK™ EZ3 Holder

Holds lingual retainer wire securely in place during bonding  
10/pk  
406-044

## 7.8 Adhesives

### Adhesives for Indirect Bonding Trays

#### Transbond™ Supreme LV Low Viscosity Light Cure Adhesive

- On-demand flowable characteristics
- Indirect bonding or direct light cure applications
- Nanofillers for excellent strength, flow and wear properties
- Efficient, low-waste syringe dispenser
- Compatible with all Solventum primers

**Transbond Supreme LV Adhesive Kit**  
2 syringes (2 g each)  
20 tips  
**712-046**

**Tips**  
20/pk  
**712-045**



### Banding Adhesive/Cement

#### Transbond™ Plus Light Cure Band Adhesive

- Single paste for easy dispensing
- Blue color for initial and final clean-up
- No-mix band adhesive

**Transbond Plus Light Cure Band Adhesive Kit**  
5 ea. syringe (4 g each)  
2 boxes disposable tips (box of 25)  
**712-080**

**Transbond Plus Light Cure Band Adhesive Introductory Kit**  
1 ea. syringe (4 g each)  
10 ea. disposable tips  
**712-081**

**Transbond Plus Adhesive Disposable Tips**  
25 ea. disposable tips  
**712-082**



### Multi-Cure Glass Ionomer Orthodontic Band Cement

- Light cure or self cure
- Blue tint for easy initial clean-up
- Achieve adequate initial strength with light application
- Band under moist conditions

**Multi-Cure Glass Ionomer Band Cement Kit**

35 g powder  
25 g liquid  
1 dispensing spoon  
2 mixing pads  
3" x 2½"

**712-050**

**Powder Bottle**

35 g  
**712-051**

**Liquid Bottle**

25 g  
**712-052**

**Dispensing Spoon**

**712-053**

**Mixing Pad**

(3" x 2½")  
5/pk  
**704-030**



## Ortholux™ Luminous Curing Light

The Ortholux Luminous Curing Light redefines efficiency and performance in orthodontic curing with a versatile, ergonomic design and the latest in high-power LED technology, utilizing an optimized fiber optic light guide to achieve outputs of 1600 mW/cm<sup>2</sup>.

- One piece, stainless steel, pen-shaped, cordless handpiece
- 3 second curing for ceramic brackets
- High intensity 1600 mW/cm<sup>2</sup> blue LED
- Built-in light meter
- Rechargeable Lithium ion battery



**Ortholux Luminous Curing Light Kit**  
**704-460** (US/Japan) 120V  
**704-450** (Europe) 230V  
**704-451** (UK) 230V  
**704-462** (AUS/NZ) 230V

### Ortholux Luminous Curing Light Replacement Parts



**704-455** Rechargeable Battery



**704-456** Light Guide



**704-457** Eye Shield



**S0360X** Curing Light Glasses

Appliance	Adhesive	Ortholux Luminous Curing Light
Metal Brackets	APC™ Flash-Free Adhesive Coated Brackets	6 seconds mesial x 6 seconds distal
Ceramic Brackets		3 seconds mesial x 3 seconds distal
Buccal Tubes (direct bond)		6 seconds mesial x 6 seconds occlusal
Metal Brackets	Transbond XT Adhesive Transbond PLUS Color Change Adhesive	3 seconds mesial x 3 seconds distal
Ceramic Brackets		3 seconds through the bracket
Buccal Tubes (direct bond)	APC™ II Adhesive Coated Brackets APC™ PLUS Adhesive Coated Brackets	6 seconds mesial x 6 seconds occlusal
Lingual Retainers	Transbond LR Adhesive	3 seconds mesial x 3 seconds distal
Molar Bands	Transbond Plus Band Adhesive	12 seconds (3 seconds per cusp)
	Multi-Cure Glass Ionomer Band Cement	



### Archwire Products

Archwire Introduction .....	8.2
Tandem Archwires .....	8.5
Nitinol Heat-Activated Archwire .....	8.8
Nitinol Super-Elastic Archwire .....	8.9
Nitinol Classic Archwire .....	8.10
Beta III Titanium Archwire .....	8.11
Lateral Development Archwires .....	8.12
Permachrome Resilient Archwire .....	8.14
Permachrome Standard Archwire .....	8.15
Permachrome Posted Archwire .....	8.16
Stainless Steel Straight Lengths .....	8.17
Multi-Strand Archwire .....	8.18
Ligature Wire and Tie Hooks .....	8.19
Retainer Wire .....	8.20
Clasps .....	8.21
Archwire Accessories .....	8.21

### Intraoral Products

Forsus™ Class II Correctors .....	8.22
Forsus™ Fatigue Resistant Device .....	8.23
Auxiliary Products .....	8.24
AlastiK™ Force Products .....	8.24
AlastiK™ Easy-To-Tie Ligatures .....	8.24
A Modules .....	8.25
Mini-StiK™ System .....	8.25
QuiK-StiK™ .....	8.26
Loose Modules .....	8.26
B Modules .....	8.26
C Modules .....	8.27
Precut C Module Chains .....	8.27
Continuous C Module Chain Reel .....	8.27
Continuous Chains Bobbin .....	8.28
Elastomeric Ligature with Guard .....	8.28
Separator Modules .....	8.29
S Modules .....	8.29
Loose S Modules .....	8.29

QuiK-StiK™ S Modules .....	8.29
K Modules .....	8.30
KX Modules .....	8.30
Rotation Wedge .....	8.31
Action Line .....	8.31
EZ3 Holder .....	8.31
People Pack Intraoral Elastics .....	8.32
Archwire Hooks and Stops .....	8.33
Adjustable Sliding Yoke .....	8.33
Gurin Auxiliaries .....	8.34
Nitinol Coil Springs .....	8.35
Retraction Springs .....	8.36
T Springs .....	8.37
Rotation Springs .....	8.37
Preformed Lingual Arches .....	8.38

### Prevention

Clinpro™ Tooth Crème 0.21% NaF Anti-Cavity Toothpaste .....	8.39
Clinpro™ XT Varnish .....	8.40
Clinpro™ Clear .....	8.41

### Extraoral Products

Series 5 Facebows .....	8.42
Friction-Stop Adjustable Facebows .....	8.45
Facebow Accessories .....	8.45

### Miscellaneous

Typodonts .....	8.46
Retainer and Aligners Carry Cases .....	8.46
APC™ Adhesive Coated Appliance System Accessories .....	8.47
Banding Accessories .....	8.48
Arch Symmetry Aids .....	8.48

## 8.2 Auxiliary Products and Accessories

Solventum pioneered the use of nickel-titanium into orthodontists' wire progression plans. Today we offer three variations of Nitinol, three variations of stainless steel and Beta III Titanium – the happy medium between nickel-titanium and stainless steel.

Strict controls over archwire dimensions, visual appearance and mechanical properties assure the highest quality in the arch form, the force levels generated, and the malleability of the wire alloy.



## Archwire Introduction

Many orthodontists state that archwire selection is more important when working with a self-ligating appliance than with a traditional appliance. Of significant importance are the force profiles, dimensional integrity and arch form availability of the archwires.

### Force Profiles

When working in a low friction environment it is important to select archwires that deliver minimal, consistent and predictable force levels. For this reason, Solventum has designed archwires in a variety of materials and sizes to offer a large range of force profiles.

### Dimensional Integrity

In a self-ligating system where ligatures are not actively seating the archwire, dimensional consistency is essential for the archwire to predictably express torquing, rotating and tipping movements. All Solventum square and rectangle archwires are engineered to have precise corner radii that deliver predictable torque control. Solventum archwires are available in a range of dimensions and include Hybrid and Dimpled options.

### Arch Forms

A critical part of successful treatment is having an archwire that predictably develops the arch form best suited for each patient. Solventum provides three OrthoForm™ Arch Forms – Tapered, Square, and Ovoid – that offer the diversity needed to fit the range of arch forms among orthodontic cases.

Solventum also offers a large variety of wire auxiliaries to allow you to best treat your patients.

### Simplified Archwire Sequence For Self-Ligating Appliances

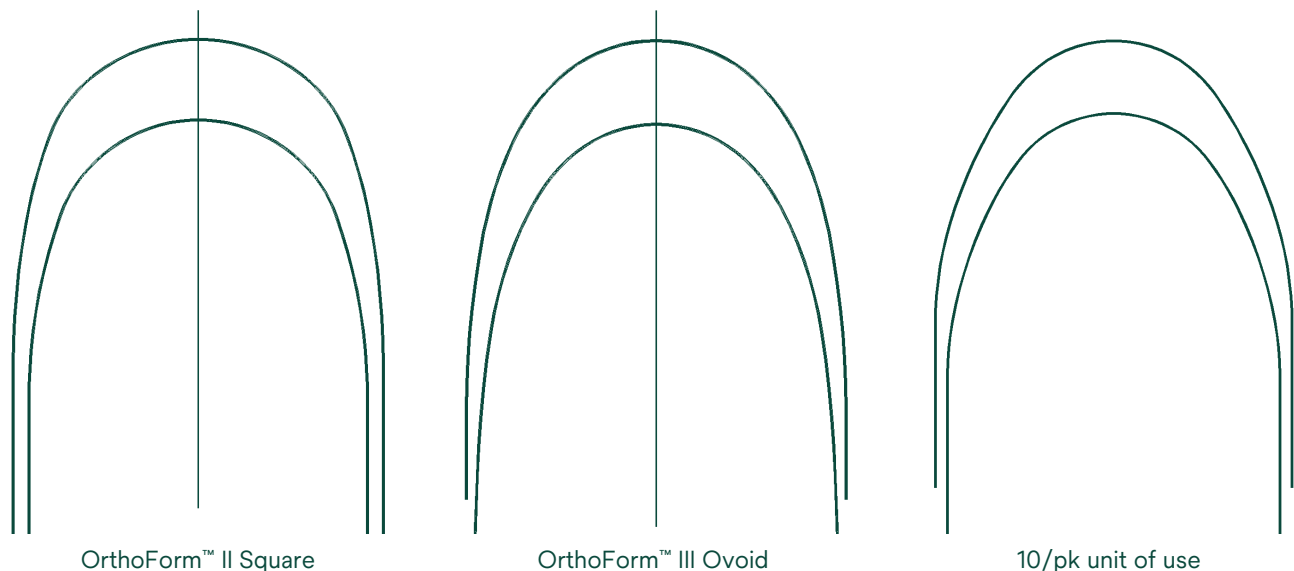
**Note:** There are many variations to this basic sequence that can be used. Archwire sequence should always be modified to best treat each individual case. Hybrid rectangular arches can be substituted depending on torque requirements.

Treatment Phase	.018 Slot	.022 Slot
<b>Initial Phase</b> Getting Organized <ul style="list-style-type: none"> <li>leveling</li> <li>aligning</li> </ul> Necessary Wire Criteria <ul style="list-style-type: none"> <li>low forces</li> <li>low modulus</li> <li>low friction</li> </ul>	Nitinol Classic .012  Nitinol SE or HA .014	Nitinol Classic .012  Nitinol SE or HA .014  Nitinol HA .016
<b>Intermediate Phase</b> Working the Big Picture <ul style="list-style-type: none"> <li>arch form correction</li> <li>occlusal plane leveling</li> <li>rotating</li> <li>tipping</li> </ul> Necessary Wire Criteria <ul style="list-style-type: none"> <li>medium forces</li> <li>medium working range</li> <li>medium modulus</li> <li>medium malleability</li> <li>low friction</li> </ul>	Nitinol SE or HA .014 with Nitinol SE .014 tandem  Nitinol SE or HA .018  Nitinol HA .016 x .025	Nitinol SE or HA .014 with Nitinol SE .014 or .016 tandem  Nitinol SE or HA .020  Nitinol HA .016 x .025
<b>Finishing Phase</b> Getting Down to Details <ul style="list-style-type: none"> <li>vertical detailing</li> <li>space closure</li> <li>refine interdigitation</li> <li>retention</li> </ul> Necessary Wire Criteria <ul style="list-style-type: none"> <li>medium forces</li> <li>short working range</li> <li>high modulus</li> <li>high malleability</li> </ul>	Beta III Titanium (non-extraction) .016 x .025 .017 x .025  Permachrome Resilient (extraction) .016 x .025 .017 x .025  Braided .017 x .025	Beta III Titanium (non-extraction) .019 x .025  Permachrome Resilient (extraction) .019 x .025  Braided .019 x .025

## 8.4 Auxiliary Products and Accessories

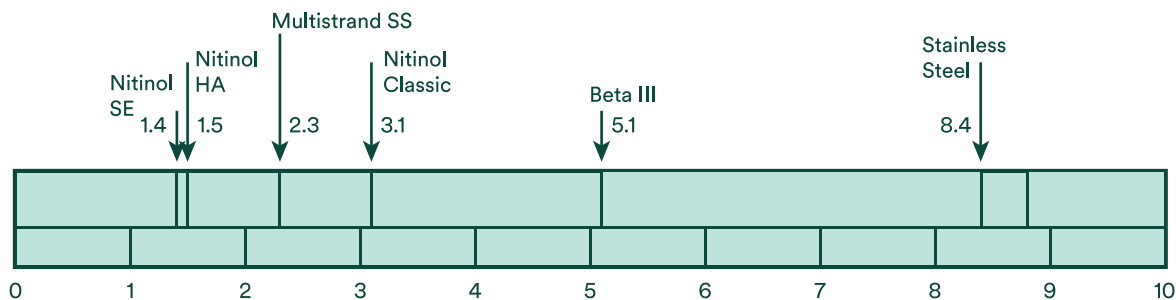
### Arch Form

Changes to arch form during treatment may result in instability and subsequent relapse, which can contradict this search for the ideal arch form. There is an awareness that a great deal of variation exists from one human arch form to another. With this in mind, Solventum provides three distinct arch forms that reconcile the variation in anterior curvature, inter-cuspid width, inter-molar width and the curvature from the cuspid to the second molars.



### Malleability

How easily a wire bends and how well it maintains the bends placed by the orthodontist are important criteria for choosing the correct archwire material. Malleability (or bendability) is almost the opposite of elasticity. Springy metals are difficult to bend, but wires that bend easily have minimal elasticity. Below is a continuum of malleability\* on a scale from one to ten, ten being the most bendable:



\*Solventum data

## Archwire

### Tandem Archwires: Filling the Slot

Tandem archwires have shown to produce significant results in correcting rotations and creating leveling and alignment in SmartClip™ SL3.

In order to correct rotations and level and align the teeth early in treatment, the goal is to engage archwires that fill the horizontal plane and have a low unloading force. Using two flexible round archwires in tandem fills both the horizontal and vertical planes of the bracket slot. This configuration corrects and manages rotations while simultaneously correcting vertical discrepancies.



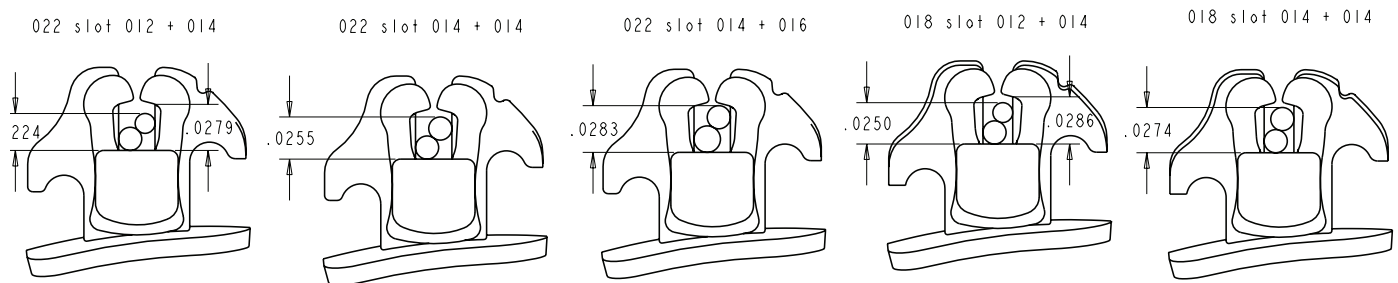
The tandem archwire should be inserted directly on top of the initial archwire used in treatment. There is no need to disengage the initial archwire, saving valuable chair time.

### Tandem Archwire Combinations

Slot	Initial Archwire	Tandem Archwire
.018/.022	.012	.014
.018/.022	.014	.014
.022	.014	.016

The choice of tandem archwire combination depends on the slot size and degree of rotational deflection. In most cases, the .018 slot option will be the .014/.014 and the .022 slot will be the .014/.016 combination.

### SmartClip™ Appliance Lower Anterior



SCALE 20.000

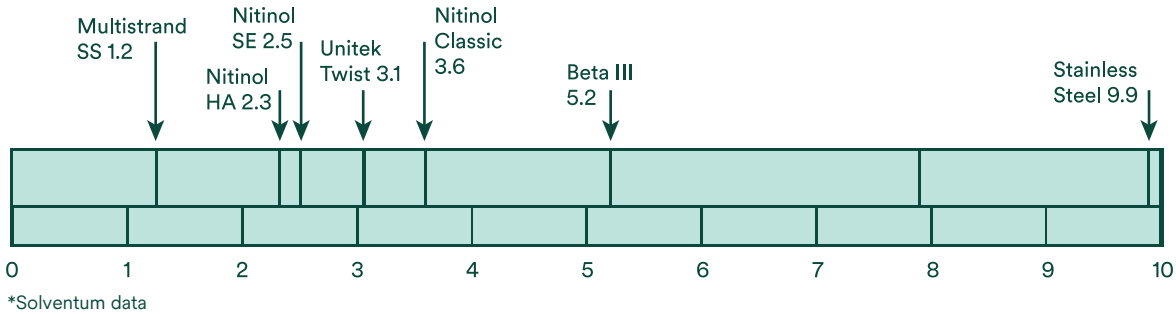
## 8.6 Auxiliary Products and Accessories

### Force Levels

Force levels of archwires can be divided into two distinct categories. The engagement force, which is known as the loading force, that the practitioner feels while handling the wire and ligating it into the appliance. The working force, commonly referred to as the return or unloading force, is the force that moves the teeth and is the force that the patient feels.

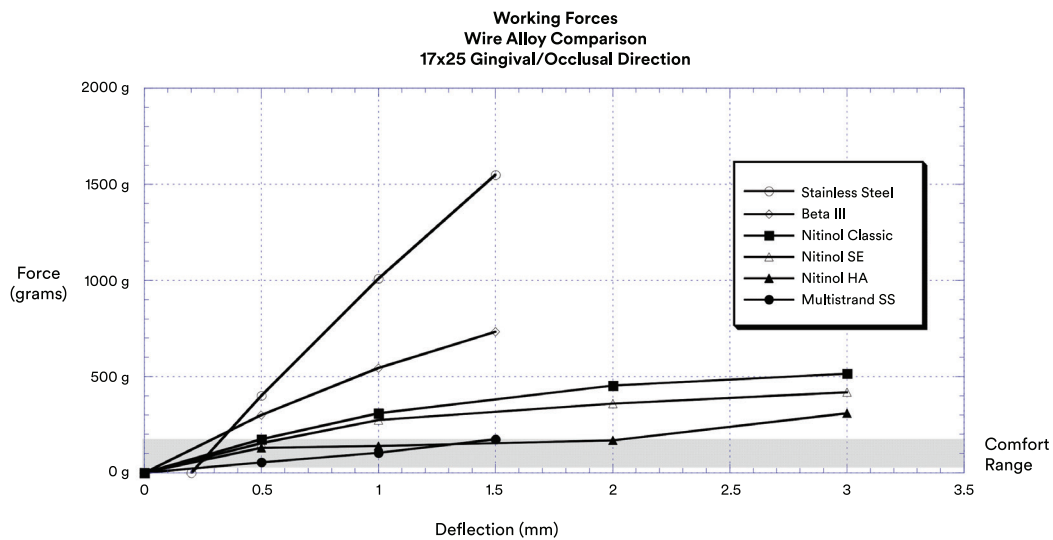
### Engagement Force

Below is a continuum that describes the range of engagement forces from one wire alloy to another.\* In this continuum, the smaller the number, the lighter the engagement force.



### Working Force

Below is an example of comparison working forces between different types of archwires. In it you will see the working force generated from 3 mm of deflection to zero for different wire families. This working force chart details .017 x .025 gingival/occlusal direction:



## Archwire Analysis

Clearly your choices are numerous, and your orthodontic training and experience contribute to the overall list of criteria you use. In addition to reviewing the criteria listed in the preceding pages, Solventum consultative representatives can provide an analysis and may be able to recommend a new wire progression for improved efficiency in your treatment plans.

Treatment Phase	First Choice	Second Choice	Third Choice
<p><b>Initial Phase</b> Getting Organized</p> <ul style="list-style-type: none"> <li>leveling</li> <li>tipping</li> <li>rotating</li> </ul> <p>Necessary Wire Criteria</p> <ul style="list-style-type: none"> <li>low forces</li> <li>long working range</li> <li>low modulus</li> <li>low friction</li> </ul>	Nitinol HA	Nitinol SE	Nitinol Classic
<p><b>Intermediate Phase</b> Working the Big Picture</p> <ul style="list-style-type: none"> <li>space closure</li> <li>arch form correction</li> <li>occlusal plane leveling</li> </ul> <p>Necessary Wire Criteria</p> <ul style="list-style-type: none"> <li>medium forces</li> <li>medium working range</li> <li>medium modulus</li> <li>medium malleability</li> <li>low friction</li> </ul>	Nitinol Classic	Beta III Titanium	Permachrome Resilient
<p><b>Finishing Phase</b> Getting Down to Details</p> <ul style="list-style-type: none"> <li>vertical detailing</li> <li>individual rotations</li> <li>refine interdigitation</li> <li>retention</li> </ul> <p>Necessary Wire Criteria</p> <ul style="list-style-type: none"> <li>medium forces</li> <li>short working range</li> <li>high modulus</li> <li>high malleability</li> </ul>	Beta III Titanium	Permachrome Resilient	Permachrome Standard

## 8.8 Auxiliary Products and Accessories

### Nitinol Heat-Activated Archwire



Dimension Inches	Dimension mm	OrthoForm™ II Square	OrthoForm™ III Ovoid	OrthoForm™ LA
<b>Round</b>				
<b>Upper</b>				
.014	.36	9296-609	9296-611	-
.016	.41	4296-985	4296-991	4296-979
.018	.46	4296-987	4296-993	-
.020	.51	-	4296-995	-
.0215	.55	9296-615	9296-617	-
<b>Lower</b>				
.014	.36	9296-610	9296-612	-
.016	.41	4296-986	4296-992	4296-980
.018	.46	4296-988	4296-994	-
.020	.51	-	4296-996	-
.0215	.55	9296-616	9296-618	-
<b>Rectangular/Square</b>				
<b>Upper</b>				
.014 x .025	.36 x .64	9296-633	9296-635	-
.016 x .022	.41 x .56	4297-973	4297-913	4297-981
.016 x .025	.41 x .64	9296-621	9296-623	-
.0175 x .0175	.44 x .44	4297-975	4297-911	4297-983
.017 x .025	.43 x .64	4297-991	4297-921	4297-995
.017 x .025	.43 x .64	9296-627	9296-629	-
.019 x .025	.48 x .64	4297-977	4297-919	-
.019 x .025	.48 x .64	9296-645	9296-647	-
.021 x .021	.53 x .53	4297-979	4297-917	-
.021 x .025	.53 x .64	4297-993	4297-923	-
.021 x .025	.53 x .64	-	9296-641	-
<b>Lower</b>				
.014 x .025	.36 x .64	9296-634	9296-636	-
.016 x .022	.41 x .56	4297-974	4297-914	4297-982
.016 x .025	.41 x .64	9296-622	9296-624	-
.0175 x .0175	.44 x .44	4297-976	4297-912	4297-984
.017 x .025	.43 x .64	4297-992	4297-922	4297-996
.017 x .025	.43 x .64	9296-628	9296-630	-
.019 x .025	.48 x .64	4297-978	4297-920	-
.019 x .025	.48 x .64	9296-646	9296-648	-
.021 x .021	.53 x .53	4297-980	4297-918	-
.021 x .025	.53 x .64	4297-994	4297-924	-
.021 x .025	.53 x .64	-	9296-642	-

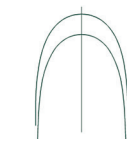
\*Hybrid

Nitinol Heat-Activated is a thermally activated super-elastic archwire. It is the easiest of Nitinol wires to engage, and it delivers light continuous forces that effectively move teeth with minimal discomfort to the patient.

- Can be cooled or chilled resulting in a softer, more pliable wire for easy engagement
- Provides light continuous forces
- Force activation occurs around body temperature
- Available in square sizes making it excellent for early torque control
- Good bend retention when bent in hot water
- 10/pk unit of use



### Nitinol Super-Elastic Archwire

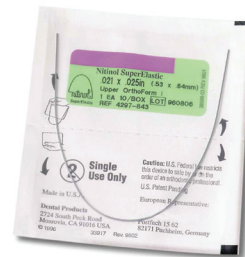


Dimension Inches	Dimension mm	OrthoForm™ II Square	OrthoForm™ III Ovoid	OrthoForm™ LA	Reverse Curve
<b>Round</b>					
<b>Upper</b>					
.014	.36	4296-805	4296-911	4296-813	-
.014 D**	.36	9296-805	9296-911	-	-
.016	.41	4296-807	4296-913	4296-815	296-821
.016 D**	.41	9296-807	9296-913	-	-
.018	.46	4296-809	4296-915	4296-817	296-823
.020	.51	4296-811	4296-917	-	297-871
<b>Lower</b>					
.014	.36	4296-806	4296-912	4296-814	-
.014 D**	.36	9296-806	9296-912	-	-
.016	.41	4296-808	4296-914	4296-816	296-822
.016 D**	.41	9296-808	9296-914	-	-
.018	.46	4296-810	4296-916	4296-818	296-824
.020	.51	4296-812	4296-918	-	297-872
<b>Rectangular/Square</b>					
<b>Upper</b>					
.014 x .025 D**	.36 x .64	9293-815	9293-817	-	-
.016 x .016	.41 x .41	4297-803	4297-951	4297-831	-
.016 x .022	.41 x .56	4297-801	4297-953	4297-833	297-821
.016 x .025	.41 x .64	-	-	-	297-869
.016 x .025 D**	.41 x .64	9293-851	9293-853	-	-
.017 x .025	.43 x .64	4297-807	4297-955	4297-835	297-823
.017 x .025 D**	.43 x .64	9297-807	9297-955	-	-
.017 x .025 H* D**	.43 x .64	9293-879	9293-881	-	-
.018 x .018	.46 x .46	4297-809	4297-957	-	-
.018 x .025	.46 x .64	4297-813	4297-959	-	-
.018 x .025 H*	.46 x .64	9293-905	9293-907	-	-
.019 x .025	.48 x .64	4297-815	4297-961	-	297-825
.019 x .025 H*	.48 x .64	9296-651	9296-653	-	-
.021 x .025	.53 x .64	4297-817	4297-963	-	297-827
.021 x .025 H*	.53 x .64	9293-933	9293-935	-	-
<b>Lower</b>					
.014 x .025 D**	.36 x .64	9293-816	9293-818	-	-
.016 x .016	.41 x .41	4297-804	4297-952	4297-832	-
.016 x .022	.41 x .56	4297-802	4297-954	4297-834	297-822
.016 x .025	.41 x .64	-	-	-	297-870
.016 x .025 D**	.41 x .64	9293-852	9293-854	-	-
.017 x .025	.43 x .64	4297-808	4297-956	4297-836	297-824
.017 x .025 D**	.43 x .64	9297-808	9297-956	-	-
.017 x .025 H* D**	.43 x .64	9293-880	9293-882	-	-
.018 x .018	.46 x .46	4297-810	4297-958	-	-
.018 x .025	.46 x .64	4297-814	4297-960	-	-
.018 x .025 H*	.46 x .64	9293-906	9293-908	-	-
.019 x .025	.48 x .64	4297-816	4297-962	-	297-826
.019 x .025 H*	.48 x .64	9296-652	9296-654	-	-
.021 x .025	.53 x .64	4297-818	4297-964	-	297-828
.021 x .025 H*	.53 x .64	9293-934	9293-936	-	-

\*Hybrid \*\*Dimpled


Nitinol Super-Elastic is easy to engage and maintains light continuous forces with a range between Nitinol Heat-Activated and Nitinol Classic.

- Provides light continuous forces
- Easy engagement characteristics
- Good early torque control
- 10/pk unit of use
- Available in Reverse Curve in folder pack of 10 wires



# 8.10 Auxiliary Products and Accessories

## Nitinol Classic Archwire



Dimension Inches	Dimension mm	OrthoForm™ II Square	OrthoForm™ III Ovoid	OrthoForm™ LA	Standard
<b>Round</b>					
<b>Upper</b>					
.012	.30	9296-603	9296-605	-	4296-121
.014	.36	4296-405	4296-517	4296-307	4296-141
.014 D**	.36	9296-405	9296-517	-	-
.016	.41	4296-407	4296-519	4296-303	4296-161
.016 D**	.41	9296-407	9296-519	-	-
.018	.46	4296-409	4296-521	4296-315	4296-181
.020	.51	4296-411	4296-523	-	-
<b>Lower</b>					
.012	.30	9296-604	9296-606	-	4296-122
.014	.36	4296-406	4296-518	4296-308	4296-142
.014 D**	.36	9296-406	9296-518	-	-
.016	.41	4296-408	4296-520	4296-304	4296-162
.016 D**	.41	9296-408	9296-520	-	-
.018	.46	4296-410	4296-522	4296-316	4296-182
.020	.51	4296-412	4296-524	-	-
<b>Rectangular/Square</b>					
<b>Upper</b>					
.014 x .025 D**	.36 x .64	9293-821	9293-823	-	-
.016 x .016	.41 x .41	4297-701	4297-851	4297-601	-
.016 x .022	.41 x .56	4297-703	4297-853	4297-603	4297-171
.016 x .025 D**	.41 x .64	-	9293-859	-	-
.017 x .022	.43 x .56	4297-705	4297-855	-	-
.017 x .025	.43 x .64	4297-707	4297-857	4297-609	4297-281
.017 x .025 D**	.43 x .64	-	9297-857	-	-
.017 x .025 H* D**	.43 x .64	-	-	-	-
.018 x .018	.46 x .46	4297-709	4297-859	4297-613	4297-113
.018 x .022	.46 x .56	4297-711	4297-861	-	-
.018 x .025	.46 x .64	4297-713	4297-863	4297-615	4297-381
.018 x .025 H*	.46 x .64	-	-	-	-
.019 x .025	.48 x .64	4297-715	4297-865	4297-621	-
.019 x .025 H*	.48 x .64	9293-953	9293-955	-	-
.021 x .025	.53 x .64	4297-717	4297-867	-	-
<b>Lower</b>					
.014 x .025 D**	.36 x .64	9293-822	9293-824	-	-
.016 x .016	.41 x .41	4297-702	4297-852	4297-602	-
.016 x .022	.41 x .56	4297-704	4297-854	4297-604	4297-172
.016 x .025 D**	.41 x .64	-	9293-860	-	-
.017 x .022	.43 x .56	4297-706	4297-856	-	-
.017 x .025	.43 x .64	4297-708	4297-858	4297-610	4297-282
.017 x .025 D**	.43 x .64	-	9297-858	-	-
.017 x .025 H* D**	.43 x .64	-	-	-	-
.018 x .018	.46 x .46	4297-710	4297-860	4297-614	4297-114
.018 x .022	.46 x .56	4297-712	4297-862	-	-
.018 x .025	.46 x .64	4297-714	4297-864	4297-616	4297-382
.018 x .025 H*	.46 x .64	-	-	-	-
.019 x .025	.48 x .64	4297-716	4297-866	4297-622	-
.019 x .025 H*	.48 x .64	9293-954	9293-956	-	-
.021 x .025	.53 x .64	4297-718	4297-868	-	-

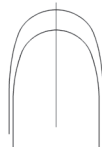
\*Hybrid \*\*Dimpled

Solventum pioneered nickel-titanium as an improved alternative to stainless steel in 1977. This “Classic” archwire continues to provide the linear elasticity and bendability of high strength steel and the elastic working range and lighter forces that only a nickel-titanium can deliver.

- Long working range
- 40% the forces of stainless steel
- 10/pk unit of use



### Beta III Titanium Archwire



OrthoForm™ II  
Square




OrthoForm™ III  
Ovoid

Dimension Inches	Dimension mm		
<b>Rectangular/Square</b>			
<b>Upper</b>			
.016 x .022	.41 x .56	4301-302	4301-304
.016 x .025	.41 x .64	4301-352	4301-354
.0175 x .0175	.44 x .44	4301-336	4301-338
.017 x .025	.43 x .64	4301-308	4301-310
.019 x .025	.48 x .64	4301-314	4301-316
.021 x .025	.53 x .64	4301-320	4301-322
<b>Lower</b>			
.016 x .022	.41 x .56	4301-303	4301-305
.016 x .025	.41 x .64	4301-353	4301-355
.0175 x .0175	.44 x .44	4301-337	4301-339
.017 x .025	.43 x .64	4301-309	4301-311
.019 x .025	.48 x .64	4301-315	4301-317
.021 x .025	.53 x .64	4301-321	4301-323

Known as the “happy medium” between nickel-titanium and stainless steel, this archwire provides the extended working range of a titanium alloy and the bendability of stainless steel.

- Processed to reduce breakage
- Polished surface finish for improved sliding mechanics
- Tight corner radii specifications reducing torque loss, especially in final phase of treatment
- 10/pk unit of use



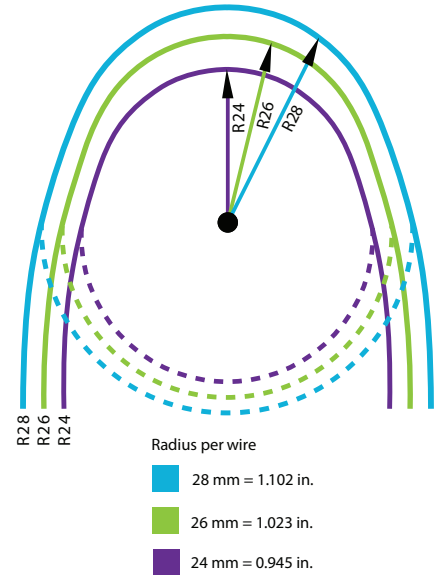
## 8.12 Auxiliary Products and Accessories

### Lateral Development Archwire

Lateral Development can help achieve a Platinum Proportion smile, which is the esthetic result that occurs when properly selected archwires completely express the lateral dimension of the upper arch, creating a gradation that exceeds the traditional Golden Proportion.

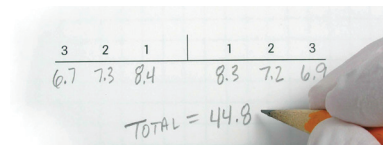
Dr. Robert Waugh designed Lateral Development Archwires for treatment of patients with smaller tooth anatomy and/or spacing. After measuring all anterior teeth in his practice for over five years, he has crystallized a method to consistently deliver a predictable anterior display while idealizing functional coupling of anterior teeth.

A unique feature of the Lateral Development System is that the archwires have circular anterior contours available in three coordinating sizes with approximate radii of 28 mm, 26 mm and 24 mm. Each wire is specifically designed to align and display the upper anterior six teeth for a known range of mesial-distal tooth sizes. Now, patients with small, medium, and large teeth can achieve both a predictable esthetic display and coordinated occlusion.



### Simple Technique for Choosing the Right Arch Form

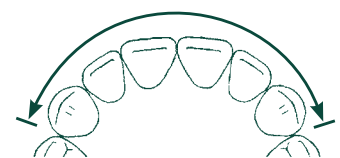
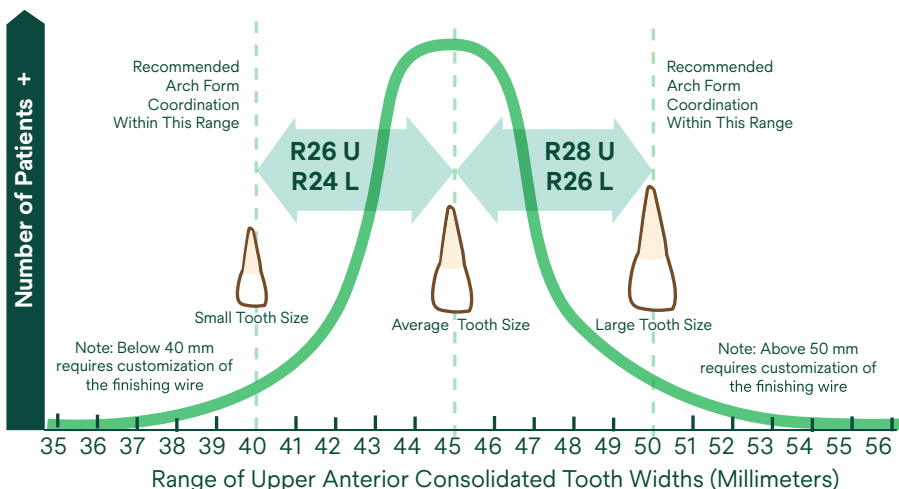
1. After initial alignment, total the collective mesio-distal widths of the upper anterior six teeth (rounded to nearest 1/10th of a millimeter).



This case displays a consolidated width of 44.8 mm, indicating consideration of arch forms R26 upper and R24 lower.

2. Using the reference diagram below, select the appropriate upper arch form radius for the patient's "Platinum Proportion" or gradation (R28, R26 or R24). Based on the upper arch form radius, select the appropriate lower archwire.

### Tooth Size Range – Corresponding Arch Form Size



Consolidated width 3 2 1 | 1 2 3  
indicates arch form size:

Less than 40 mm = Customize R24  
40 mm - 45 mm = R26 Upper and R24 Lower  
45 mm - 50 mm = R28 Upper and R26 Lower  
More than 50 mm = Customize R28

## Lateral Development Archwires

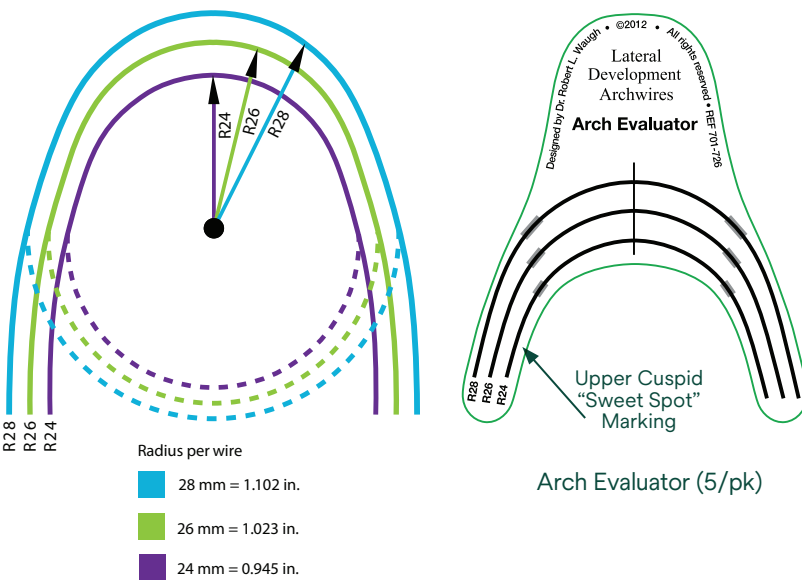
Dimension Inches	Dimension mm	R28		R26		R24	
<b>Nitinol</b>							
.012	.30	4581-301	5	4581-302	5	4581-303	5
.013	.33	4581-304	5	4581-305	5	4581-306	5
.014	.36	4581-307	5	4581-308	5	4581-309	5
.016	.41	4581-310	5	4581-311	5	4581-312	5
.018	.46	4581-313	5	4581-314	5	4581-315	5
.020	.51	4581-316	5	4581-317	5	4581-318	5
.014 x .025	.36 x .64	4581-319	5	4581-320	5	4581-321	5
.016 x .022	.41 x .56	4581-322	5	4581-323	5	4581-324	5
.016 x .025	.41 x .64	4581-325	5	4581-326	5	4581-327	5
.017 x .025	.43 x .64	4581-328	5	4581-329	5	4581-330	5
.018 x .025	.46 x .64	4581-331	5	4581-332	5	4581-333	5
.019 x .025	.48 x .64	4581-334	5	4581-335	5	4581-336	5
<b>Nitinol HA</b>							
.014 x .025	.36 x .64	4585-301	5	4585-302	5	4585-303	5
.016 x .025	.41 x .64	4585-304	5	4585-305	5	4585-306	5
.017 x .025	.43 x .64	4585-307	5	4585-308	5	4585-309	5
.018 x .025	.46 x .64	4585-310	5	4585-311	5	4585-312	5
.019 x .025	.48 x .64	4585-313	5	4585-314	5	4585-315	5
<b>Beta Titanium</b>							
.016 x .022	.41 x .56	4582-301		4582-302		4582-303	
.017 x .025	.43 x .64	4582-304		4582-305		4582-306	
.019 x .025	.48 x .64	4582-307		4582-308		4582-309	
<b>Stainless Steel</b>							
.016 x .022	.41 x .56	4583-301		4583-302		4583-303	
.016 x .025	.41 x .64	4583-304		4583-305		4583-306	
.017 x .025	.43 x .64	4583-307		4583-308		4583-309	
.019 x .025	.48 x .64	4583-310		4583-311		4583-312	

with stops

with stops

with stops

- For Nitinol and Nitinol HA archwires with pre-loaded stops, add a 5 at the end of the 7 digit part number.
- 10/pk unit of use



**The Arch Evaluator is a useful tool that can be used at various times during treatment.**

- Helps estimate the necessary lateral development
- Allows you to identify upper cuspid "Sweet Spot" position on wires and confirm proper upper cuspid bracket positioning
- Helps evaluate progression of lateral development
- Use on diagnostic model as an early guide for archwire sizing
- Can be used with wax bite to assess lateral development
- Confirms arch form size prior to insertion
- Tabletop guide for restoring shape following adjustment bends
- Reference for customizing extra-large or extra-small arch forms in extreme cases

## 8.14 Auxiliary Products and Accessories

### Permachrome Resilient Archwire



Dimension Inches	Dimension mm	OrthoForm™ II Square	OrthoForm™ III Ovoid	OrthoForm™ LA	Standard
<b>Round</b>					
<b>Upper</b>					
.012	.30	4300-603	300-003	-	-
.014	.36	4 300-605	4 300-005	-	299-145
.016	.41	4 300-607	4 300-007	300-503	299-165
.018	.46	4 300-609	4 300-009	300-515	299-185
.020	.51	4 300-611	4 300-011	4300-521	299-205
<b>Lower</b>					
.012	.30	4300-604	300-004	-	-
.014	.36	4 300-606	4 300-006	-	299-146
.016	.41	4 300-608	4 300-008	300-504	299-166
.018	.46	4 300-610	4 300-010	300-516	299-186
.020	.51	4 300-612	4 300-012	4300-522	299-206
<b>Rectangular/Square</b>					
<b>Upper</b>					
.016 x .016	.41 x .41	4 300-615	4 300-015	4 300-565	298-115
.016 x .022	.41 x .56	4 300-617	4 300-017	300-567	298-175
.016 x .025	.41 x .64	4300-657	4 300-659	-	-
.0175 x .0175	.44 x .44	4293-341	4293-351	4 -	-
.017 x .022	.43 x .56	4300-619	4 300-019	4300-577	298-275
.017 x .025	.43 x .64	4 300-621	4 300-021	300-579	298-285
.017 x .025 H*	.43 x .64	9293-891	9293-893	-	-
.018 x .022	.46 x .56	4300-623	4 300-023	4300-569	-
.018 x .025	.46 x .64	4 300-625	4 300-025	300-573	298-385
.018 x .025 H*	.46 x .64	9293-917	9293-919	-	-
.019 x .025	.48 x .64	4 300-627	4 300-027	300-585	298-485
.019 x .025 H*	.48 x .64	9293-959	9293-961	-	-
.021 x .025	.53 x .64	4300-629	4 300-029	4300-593	298-585
<b>Lower</b>					
.016 x .016	.41 x .41	4 300-616	4 300-016	4 300-566	298-116
.016 x .022	.41 x .56	4 300-618	4 300-018	300-568	298-176
.016 x .025	.41 x .64	4300-658	4 300-660	-	-
.0175 x .0175	.44 x .44	4293-342	4293-352	-	-
.017 x .022	.43 x .56	4300-620	4 300-020	4300-578	298-276
.017 x .025	.43 x .64	4 300-622	4 300-022	300-580	298-286
.017 x .025 H*	.43 x .64	9293-892	9293-894	-	-
.018 x .022	.46 x .56	4300-624	4 300-024	-	-
.018 x .025	.46 x .64	4 300-626	4 300-026	300-574	298-386
.018 x .025 H*	.46 x .64	9293-918	9293-920	-	-
.019 x .025	.48 x .64	4 300-628	4 300-028	300-586	298-486
.019 x .025 H*	.48 x .64	9293-960	9293-962	-	-
.021 x .025	.53 x .64	4300-630	4 300-030	4300-594	298-586

\*Hybrid

Unit of Use

Unit of Use

Unit of Use



Our most popular stainless steel archwire – delivering a balance of malleability and springback.

- Better formability than Hi-T™ II
- Mid-range tensile strength
- OrthoForm II, III, LA packed 50/pk unit of use or 10/pk folders

- Standard Archform Round packed 50/pk folders, Square and Rectangular 10/pk folders
- Hybrid packed 10/pk unit of use

## Permachrome Standard Archwire

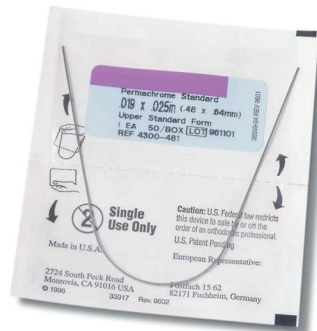



Dimension Inches	Dimension mm	Standard
<b>Round</b>		
<b>Upper</b>		
.018	.46	301-181
<b>Lower</b>		
.018	.46	301-182
<b>Rectangular/Square</b>		
<b>Upper</b>		
.016 x .022	.41 x .56	300-171
.017 x .025	.43 x .64	300-281
.018 x .025	.46 x .64	300-381
.019 x .025	.48 x .64	300-481
<b>Lower</b>		
.016 x .022	.41 x .56	300-172
.017 x .025	.43 x .64	300-282
.018 x .025	.46 x .64	300-382
.019 x .025	.48 x .64	300-482

Unit of Use

This stainless steel archwire is recommended when complex bends and loops are required.

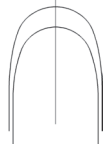
- Better malleability than Permachrome Resilient and Hi-T™ II
- Lowest tensile strength
- Round wires packed 50/pk folders, Rectangular wires 10/pk folders



## 8.16 Auxiliary Products and Accessories

### Permachrome Posted Archwire

#### Miscellaneous Solder Supplies



Dimension Inches	Inter-Post mm	OrthoForm™ II Square	OrthoForm™ III Ovoid
<b>Rectangular</b>			
<b>Upper</b>			
.016 x .022	44	-	300-931
.016 x .022	42	-	300-932
.016 x .022	40	-	300-933
.016 x .022	38	300-728	300-934
.016 x .022	36	300-729	300-935
.016 x .022	34	300-730	300-936
.016 x .022	32	300-731	300-937
<b>Rectangular</b>			
<b>Lower</b>			
.016 x .022	30	-	300-955
.016 x .022	28	-	300-956
.016 x .022	26	-	300-957
.016 x .022	24	-	300-958
.016 x .022	22	-	300-959
.019 x .025	30	300-244	300-960
.019 x .025	28	300-245	300-961
.019 x .025	26	300-246	300-962
.019 x .025	24	300-247	300-963
.019 x .025	22	-	300-964



- High tensile strength
- Stainless steel wires with brass alloy posts
- Available in folder packs only
- 10/pk

#### Solder Supplies

##### Soldering Flux

700-202

##### Silver Solder

- Dead soft. Contains no toxic cadmium.
- 2-DWT package

**700-101** Light, Diameter: 0.010 in. (0.25 mm); Length: 30 feet (9.14 meters)

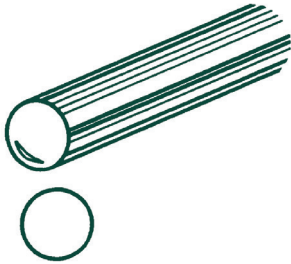
**700-102** Regular, Diameter: 0.015 in. (0.38 mm); Length: 20 feet (6.10 meters)

**700-103** Heavy, Diameter: 0.025 in. (0.64 mm); Length: 10 feet (3.05 meters)

### Stainless Steel Straight Lengths

**Round Wire**

- 14 in. (35.6 cm) Straight Lengths




Inches	Size		Permachrome Standard	Qty/ Pkg	Permachrome Resilient	Qty/ Pkg
	mm					
.010	.25		211-100	40	-	
.012	.30		211-120	40	-	40
.014	.36		211-140	40	213-140	40
.015	.39		211-150	40	-	
.016	.41		211-160	40	213-160	40
.018	.46		211-180	40	213-180	40
.020	.51		211-200	40	213-200	40
.021	.53		211-210	35	-	
.022	.56		211-220	35	-	
.024	.61		211-240	30	-	
.025	.64		211-250	30	220-250	30
.026	.66		211-260	30	-	
.028	.71		211-280	25	220-280	30
.030	.76		211-300	25	220-300	30
.032	.81		211-320	25	220-320	30
.036	.91		211-360	25	220-360	25
.040	1.0		211-400	20	-	
.045	1.14		211-450	15	-	
.051	1.3		211-510	15	-	
.055	1.4		211-550	15	-	

**Rectangular and Square Wire**

- Slightly radiused corners facilitate insertion into bracket slot with no appreciable loss of torque

- Square wire for control with optimum sliding mechanics

- Tighter diagonal tolerance on .016 x .016 to avoid rolling in slot
- 10/pk



14 in. (35.6 cm) Straight Lengths

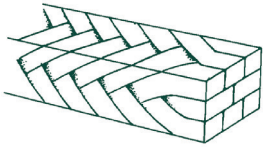
Inches	Size		Permachrome Standard	Permachrome Resilient
	mm			
.016 x .016	.41 x .41		251-616	253-616
.016 x .022	.41 x .56		251-622	253-622
.017 x .022	.43 x .56		251-722	253-722
.017 x .025	.43 x .64		251-725	253-725
.018 x .018	.46 x .46		-	253-818
.018 x .022	.46 x .56		251-822	253-822
.018 x .025	.46 x .64		251-825	253-825
.019 x .025	.48 x .64		251-925	253-925
.020 x .025	.51 x .64		-	253-025
.021 x .025	.53 x .64		251-125	253-125
.0215 x .028	.55 x .71		251-228	253-228

## 8.18 Auxiliary Products and Accessories

### Multi-Strand Archwire

#### Braided Wire

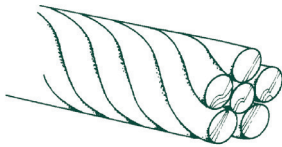
- Eight (8) strand Braided Rectangular
- Three dimensional control
- Wide working range
- 10/pk



Dimension Inches	Dimension mm	OrthoForm™ II Square	OrthoForm™ III Ovoid
<b>Rectangular/Square</b>			
<b>Upper</b>			
.016 x .016	.41 x .41	300-905	-
.016 x .022	.41 x .56	300-907	-
.017 x .025	.43 x .64	300-909	300-967
.018 x .025	.46 x .64	300-911	-
.019 x .025	.48 x .64	300-913	300-971
.021 x .025	.53 x .64	300-915	-
<b>Lower</b>			
.016 x .016	.41 x .41	300-906	-
.016 x .022	.41 x .56	300-908	-
.017 x .025	.43 x .64	300-910	300-968
.018 x .025	.46 x .64	300-912	-
.019 x .025	.48 x .64	300-914	300-972
.021 x .025	.53 x .64	300-916	-

#### Coaxial Wire

- Five (5) tempered wires wrapped around a core wire
- Light force
- Highly flexible – easy to engage
- Excellent initial wire
- One form for both U/L arches
- Ends do not unravel when cut
- 10/pk



Inches	Size		OrthoForm™ II 14 in. Lengths
	mm	Round	
.0155	.40		300-760
.0175	.45		300-761
.0195	.48		300-762
.0215	.51		300-763

#### Twist Wire

- Three (3) strand twist
- More continuous light force over greater working range than solid round wire of same diameter
- 10/pk




Inches	Size		OrthoForm™ II	
	mm	Upper	Lower	
.0175	.45	300-701	300-702	

## Ligature Wire and Tie Hooks

### Ligature Wire

- Preformed ligature slips easily over all brackets
- Coated preformed ligature wire; ideal for esthetic brackets such as Clarity™ Brand Brackets
- Dead soft permachrome wire in color coded bundles of 200
- Coated ligature wire reduces friction between archwire and bracket



#### Preformed Uncoated (1,000/pk)

Diameter		Color Band
Inches	mm	
.008	.20	<b>390-080</b> Yellow
.009	.23	<b>390-090</b> Green
.010	.25	<b>390-100</b> Blue
.011	.28	<b>390-110</b> Pink
.012	.30	<b>390-120</b> Black
.014	.36	<b>390-140</b> Red

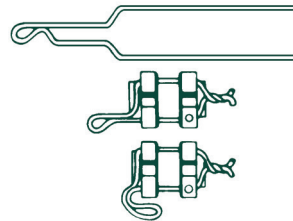
#### Spool Uncoated

Diameter		16 oz. (.45 kg)
Inches	mm	
.008	.20	<b>200-084</b>
.009	.23	<b>200-094</b>
.010	.25	<b>200-104</b>
.011	.28	<b>200-114</b>
.012	.30	<b>200-124</b>
.014	.36	<b>200-144</b>

### Auxiliary Ligature Tie Hooks

- .014 in. (.36 mm) ligature wire spot-welded to form a hook
- Slips under tie-wing, secures like ligature
- Tie-in mesially or distally with archwire in place

**390-145 100/pk**



## 8.20 Auxiliary Products and Accessories

### Retainer Wire

#### Hawley Labial Retainer (Single Loop)

- .030 in. (.76 mm) Permachrome Resilient Wire
- Preformed three dimensional complex bends, including lateral indents and convoluted palatal extensions for positive anchorage
- Ready to anchor in acrylic base
- Center of loop is on marginal ridge of cuspid



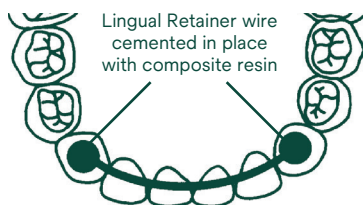
#### Hawley Retainer Wires (1/Pack)

Length (mm*)	Size		Length (mm*)	Size	
32.8	0	<b>360-300</b>	45.3	5	<b>360-305</b>
35.2	1	<b>360-301</b>	47.8	6	<b>360-306</b>
37.8	2	<b>360-302</b>	50.3	7	<b>360-307</b>
40.3	3	<b>360-303</b>	52.7	8	<b>360-308</b>
42.8	4	<b>360-304</b>	55.2	9	<b>360-309</b>

\*Center distal loop to distal loop which corresponds to the distance cuspid to cuspid

#### Lingual Retainer Wire (Bondable)

- 7 in. (17.8 cm) straight lengths
- .032 in. (.81 mm) stainless steel in tight twist, will not unravel when cut
- Tight spiral twist facilitates bonding without end loops or bonding pads
- Bond any or all teeth in segment



Diameter		Order	
Inches	mm	No.	Qty/Pkg
.032	.81	<b>260-032</b>	25

#### Lingual Retainer Kit

- 25 each Twist wire
- 50 each AlastiK™ EZ3 Holders
- Complete Instructions

**709-060**

#### AlastiK™ EZ3 Holder



#### • Not Made With Natural Rubber Latex


- Pre-bonding lingual wire support
- Eliminates need for wax, ligature wire, floss threader or manual assistance

**406-044 10/pk**

## Clasps

### Modified Arrowhead Clasps

- Permachrome Resilient
- Grips single teeth independently
- Use on primary, permanent or semi-erupted teeth

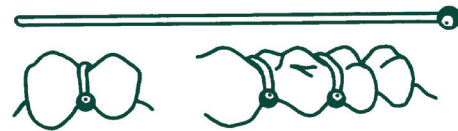


### Modified Arrowhead Clasp (10/Pk)

Size		Width		
Inches	mm	(mm)		
.024	.61	5.5	<b>362-241</b>	Primary & Permanent Cuspids
.024	.61	6.5	<b>362-243</b>	Primary & Permanent Cuspids
.028	.71	6.0	<b>362-282</b>	Bicuspid & Primary Molars
.028	.71	7.0	<b>362-284</b>	Primary Molars
.028	.71	8.0	<b>362-285</b>	Permanent Molars
.028	.71	9.0	<b>362-286</b>	Permanent Molars
.028	.71	10.0	<b>362-287</b>	Permanent Molars
.028	.71	11.0	<b>362-288</b>	Permanent Molars
.028	.71	12.0	<b>362-289</b>	Permanent Molars

### Ball Clasps

- Length 1.38 in. (34.9 mm)
- Stainless steel round wire with integrated round ball at one end
- Ball diameter approximately twice wire diameter
- 10/pk



### Wire

Diameter		Length		
in.	mm	in.	mm	
.024	.61	1.38	34.9	<b>364-240</b>
.028	.71	1.38	34.9	<b>364-280</b>
.032	.81	1.50	38.1	<b>364-320</b>
.040	1.02	1.50	38.1	<b>364-400</b>

## Archwire Accessories

### Archwire Dispenser

Holds up to six boxes of archwires (archwires not included). White Plexiglass.

**453-012**



### Light Wire Arch Computer


Flexible vinyl computer used for fast determination of proper archwire size by measuring cuspid-to-cuspid distance on patient's model.

**701-720**

## 8.22 Auxiliary Products and Accessories

### Forsus™ Class II Correctors

You can provide a proven, efficient, esthetic Class II correction treatment choice for your patients – one that works 24/7 with no patient compliance required. Forsus Class II Correctors are an effective alternative to headgear and elastics that can be added at any time, with or without molar bands. It's easy to see why more than one million patients have used Forsus appliances in treatment, with beautiful, predictable results.



Forsus Class II Correctors are a study in efficiency that eliminates time-consuming laboratory setup. Attach the Forsus appliance to the upper molars and lower arch, creating a mesial force on the lower arch and a distal force on the upper arch. Long-lasting, consistent forces mean a more predictable outcome for your patients.

The Forsus Class II Corrector is fatigue resistant to perform reliably throughout the course of treatment. Best of all, as an intra-oral corrector, it is out of sight, making it your choice for esthetic Class II correction.

- Esthetic – no more headgear

#### Product Benefits:

- Out-of-the-box solution – no labs required
- Use with or without molar bands
- Efficient treatment that works 24/7



The L-pin module allows for more flexible installation options and movement in the mouth. It can be used with a gingival or occlusal headgear tube. The left and right sides are universal. It is also used with the Forsus Wire Mount, permitting installation without a molar tube.

## Forsus™ Fatigue Resistant Device

Kits (see contents chart)	EZ2 Module	L-Pin Module
5-Patient Kit	<b>885-141</b>	<b>885-121</b>
20-Patient Kit	<b>885-142</b>	<b>885-122</b>
<b>1-Patient Kit</b>		
All 1-Patient Kits include 2 spring modules (EZ2 or L-pin), 1 right push rod, 1 left push rod, and 2 split crimps		
1-Patient Kit, Push Rod X-Short (22 mm)	<b>885-150</b>	-
1-Patient Kit, Push Rod Short (25 mm)	<b>885-143</b>	<b>885-126</b>
1-Patient Kit, Push Rod Medium (29 mm)	<b>885-144</b>	<b>885-127</b>
1-Patient Kit, Push Rod Large (32 mm)	<b>885-145</b>	<b>885-128</b>
1-Patient Kit, Push Rod X-Large (35 mm)	<b>885-146</b>	<b>885-129</b>
1-Patient Kit, Push Rod XX-Large (38 mm)	<b>885-147</b>	-

Reorder Packs	Unit	Left/Right	Part Number
<b>Spring Modules</b>			
EZ2 Spring Modules - Left	5/pk	L	<b>885-148</b>
EZ2 Spring Modules - Right	5/pk	R	<b>885-149</b>
L-Pin Spring Modules	5/pk		<b>885-100</b>
L-Pins	10/pk		<b>885-110</b>

Push Rods	Unit	Left/Right	Part Number
Push Rod XS (22 mm), no stop	5/pk	L	<b>885-009</b>
Push Rod XS (22 mm), no stop	5/pk	R	<b>885-010</b>
Push Rod Short (25 mm)	5/pk	L	<b>885-111</b>
Push Rod Short (25 mm)	5/pk	R	<b>885-112</b>
Push Rod Medium (29 mm)	5/pk	L	<b>885-113</b>
Push Rod Medium (29 mm)	5/pk	R	<b>885-114</b>
Push Rod Large (32 mm)	5/pk	L	<b>885-115</b>
Push Rod Large (32 mm)	5/pk	R	<b>885-116</b>
Push Rod XL (35 mm)	5/pk	L	<b>885-117</b>
Push Rod XL (35 mm)	5/pk	R	<b>885-118</b>
Push Rod XXL (38 mm), no stop	5/pk	L	<b>885-107</b>
Push Rod XXL (38 mm), no stop	5/pk	R	<b>885-108</b>

Auxiliaries	Unit	Part Number
Forsus Wire Mount .018	10/pk	<b>885-151</b>
Forsus Wire Mount .022	10/pk	<b>885-152</b>
Forsus Reactivation Spacer	10/pk	<b>885-200</b>
Split Crimps	50/pk	<b>885-203</b>
Push Rod Measurement Guide	5/pk	<b>807-014</b>

### Requisites for Proper Installation of Forsus Correctors

Stainless Steel Archwires  
 .017 x .025 in. .018 Slot Brackets  
 .019 x .025 in. .022 Slot Brackets  
 Steel-ligated lower cuspid brackets  
 Lower archwire cinched back distal to buccal tube  
 Negative torque in lower anterior brackets of at least -5°  
 or  
 Steel-ligated lower arch

### Specifically For the EZ2 Module:

Buccal tube with a buccally-offset occlusal headgear tube

### Also Consider

Gurin Lock distal to canine  
 Weingart Pliers for Installation  
 Cutters for L-Pin Trimming

Kit Contents	5-Patient Kit		20-Patient Kit	
Spring Modules	L-Pin	EZ2	L-Pin	EZ2
EZ2 Modules	-	5 L, 5 R	-	20 L, 20 R
L-Pin Modules	10	-	40	-
L-Pins	16	-	50	-
<b>Push Rods</b>				
X-Short (22 mm)	-	1 L, 1 R	-	5 L, 5 R
Short (25 mm)	1 L, 1 R	1 L, 1 R	5 L, 5 R	5 L, 5 R
Medium (29 mm)	1 L, 1 R	2 L, 2 R	5 L, 5 R	5 L, 5 R
Large (32 mm)	2 L, 2 R	1 L, 1 R	5 L, 5 R	5 L, 5 R
X-Large (35 mm)	1 L, 1 R	-	5 L, 5 R	-
<b>Auxiliaries</b>				
Split Crimps	16	16	50	50
Measurement Guides	2	5	5	20



Training Materials	Part Number
Forsus Fatigue Resistant Device Treatment Guide	<b>012-264</b>
Forsus Correctors EZ2 Module Installation CD	<b>012-190</b>

Consultation Tools	Part Number
Forsus EZ2 with Clarity™ Advanced Brackets	<b>600-242</b>
Forsus EZ2 with SmartClip™ Brackets	<b>600-233</b>
Forsus Patient Brochure	<b>016-963</b>

## 8.24 Auxiliary Products and Accessories

### Auxiliary Products

#### AlastiK™ Force Products

#### AlastiK™ Easy-To-Tie Ligatures

##### AlastiK™ Force Products

- **Not Made With Natural Rubber Latex**

- Exciting colors

- All colors are fade resistant for a minimum of one month in artificial saliva, 8% ethanol in water, cottonseed oil and carbonated citrated sodas.

##### AlastiK™ Easy-To-Tie Ligatures

AlastiK Easy-To-Tie Ligatures are designed with a 45° bend for easy and efficient tie-wing hook up. The unique angled shape reduces the range of movement needed for bracket ligation, improving/decreasing ligation time.



AlastiK Easy-To-Tie Ligature

Choose from 20 fade-resistant colors. One size fits most twin brackets.

Quantity 100 sticks per pack (1,000 ligatures).

Clear	406-870
Gray	406-871
Smoke	406-872
Light Blue	406-873
Dusky Blue	406-874
Teal	406-876
Lavender	406-877
Navy Blue	406-878
Kelly Green	406-880
Yellow	406-881
Deep Black	406-882
Silver	406-884
Green Metallic	406-887
Radical Red	406-979
Screaming Pink	406-980
Plum Crazy	406-981
Orange Blast	406-982
Extreme Green	406-983
Mediterranean Blue	406-985
Obscure	406-986
Mixed Assorted	406-888




## A Modules

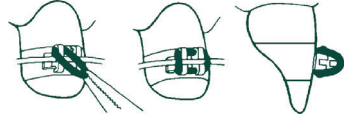
### Mini-StiK™ Patient Sticks

#### A Modules

**• Not Made With Natural Rubber Latex**

- Injection molded
- Easy to use
- Comfortable to wear
- Packing options:
  - AlastiK™ MiKro-StiK™ System for unit-of-use dispensing
  - Mini-StiK™ patient sticks
  - QuiK-StiK™ with central ring-grip
  - Loose

			
Outer Diameter	A-1	A-2	A-3
Inches	.125	.094	.110
(mm)	(3.2 mm)	(2.4 mm)	(2.8 mm)
(Bracket)	(Full)	(Single)	(Mini)




### Mini-StiK Patient Sticks

**• Not Made With Natural Rubber Latex**

- A-1 or A-3 modules
- 24 modules per stik
- Injection molded for smooth, comfortable surface
- Exciting colors

417 StiKs per bag  
(10,008) A-1

Gray	<b>406-391</b>
Clear	<b>406-392</b>



42 StiKs per bag (1,008)

Colors	A-1	A-3
Gray	<b>406-381</b>	<b>406-351</b>
Clear	<b>406-382</b>	<b>406-352</b>
Smoke	<b>406-903</b>	<b>406-943</b>
Light Blue	<b>406-906</b>	<b>406-946</b>
Dusky Blue	<b>406-907</b>	<b>406-947</b>
Teal	<b>406-909</b>	<b>406-949</b>
Lavender	<b>406-910</b>	<b>406-950</b>
Kelly Green	<b>406-916</b>	<b>406-956</b>
Yellow	<b>406-918</b>	<b>406-958</b>
Silver	<b>406-922</b>	<b>406-962</b>
Green Metallic	<b>406-935</b>	<b>406-975</b>

Colors	A-1	A-3
Navy Blue	<b>406-937</b>	<b>406-977</b>
Deep Black	<b>406-938</b>	<b>406-978</b>
Assorted	<b>406-924</b>	-
Radical Red	<b>406-221</b>	<b>406-232</b>
Screaming Pink	<b>406-222</b>	<b>406-233</b>
Plum Crazy	<b>406-223</b>	<b>406-234</b>
Orange Blast	<b>406-224</b>	<b>406-235</b>
Extreme Green	<b>406-225</b>	<b>406-236</b>
Obscure	<b>406-226</b>	<b>406-237</b>
Mediterranean Blue	<b>406-227</b>	<b>406-238</b>

## 8.26 Auxiliary Products and Accessories

### QuiK-StiK™

#### Loose Modules

#### B Modules

#### QuiK-StiK

**• Not Made With Natural Rubber Latex**

- A-1 or A-2 modules
- 60 modules per stick
- Central thumb ring
- A-1 is .125 in. (3.2 mm) outer diameter
- A-2 is .094 in. (2.4 mm) outer diameter

167 StiKs per bag  
(10,020) A-1

Gray	406-476
Clear	406-477



17 StiKs per bag (1,020)

Colors	A-1	A-2
Gray	406-407	406-408
Clear	406-417	-
Smoke	406-703	-
Light Blue	406-706	-
Dusky Blue	406-707	-
Teal	406-709	-
Lavender	406-710	-
Kelly Green	406-716	-
Yellow	406-718	-
Silver	406-722	-
Green Metallic	406-735	-

Colors	A-1	A-2
Navy Blue	406-737	-
Deep Black	406-738	-
Assorted	406-724	-
Radical Red	406-241	-
Screaming Pink	406-242	-
Plum Crazy	406-243	-
Orange Blast	406-244	-
Extreme Green	406-245	-
Obscure	406-246	-
Mediterranean Blue	406-247	-

#### Loose A-1 Modules – 1,000 per package

**• Not Made With Natural Rubber Latex**

Colors	Force	A-1
Clear	Medium	406-011
Gray	Medium	406-007
Clear	Heavy	406-009

#### B Modules – 100 per package

**• Not Made With Natural Rubber Latex**

- Injection molded
- 4 sizes



Colors	Force	Center to Center Inches (mm)	B-1 .145 (3.7)	B-2 .175 (4.4)	B-3 .230 (5.8)	B-4 .325 (8.3)
Clear	Medium		406-021	406-022	406-023	406-027
Gray	Medium		406-091	406-092	406-093	406-094
Clear	Heavy		406-024	-	-	-

See Archwire Products section for coated and uncoated ligature wires and auxiliary ligature tie hooks.

## C Modules Precut Chain Reel

### C Modules

- **Not Made With Natural Rubber Latex**
- Three configurations
- Refer to each product for center to center measurement

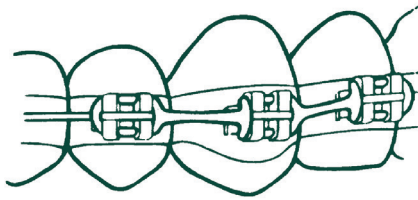
**C-1** Short Chain



**\*C-2** Long Chain



**CK** Continuous Chain



Packaging options include: bobbins, spools, and pre-cut lengths.

\*C-2 only available in Precut C Module Chains

### Precut C Module Chains (Injection molded)

12 module unit-of-use sections (10/pk)

- **Not Made With Natural Rubber Latex**

Colors	Force	Center to Center Inches (mm)	C-1	C-2	CK
			Mandibular .150 (3.8)	Maxillary .170 (4.3)	.115 (2.9)
Clear	Medium		406-031	406-032	406-035
Gray	Medium		406-029	406-030	406-036

Colors	Force	Center to Center Inches (mm)	.150	.175
			(3.8)	(4.4)
Clear	Heavy		406-033	406-034

### Continuous C Module Chain Reel

- **Not Made With Natural Rubber Latex**

- 3 ft. (91 cm) per reel
- Die-cut chain
- Medium force

Colors	Force	Center to Center Inches (mm)	C-1	CK
			.140 (3.6)	.110 (2.8)

Clear	Medium		406-137	406-869	Package of 4 reels
Gray	Medium		406-037	406-669	Package of 4 reels
Clear	Medium		406-140	-	Package of 40 reels
Gray	Medium		406-040	-	Package of 40 reels



## 8.28 Auxiliary Products and Accessories

### Continuous Chains Bobbin

#### Elastomeric Ligature with Guard Continuous Chains Bobbin

- **Not Made With Natural Rubber Latex**
- 15 ft. (457 cm) per bobbin


- Die-cut chain
- Color coordinated bobbin for easy identification

- Medium force
- 1 bobbin/pk



Colors	in. (mm)	Distance Center to Center	
		C-1 .140 (3.6)	CK .110 (2.8)
Gray		406-611	406-621
Clear		406-612	406-622
Green Metallic		406-655	406-645
Hot Red		406-656	406-646
Navy Blue		406-657	406-647
Deep Black		406-658	406-648
Smoke		406-673	406-623
Light Blue		406-676	406-626
Dusky Blue		406-677	406-627
Teal		406-679	406-629
Lavender		406-680	406-630
Kelly Green		406-686	406-636

Colors	in. (mm)	Distance Center to Center	
		C-1 .140 (3.6)	CK .110 (2.8)
Yellow		406-688	406-638
Silver		406-692	406-642
Radical Red		406-297	406-306
Screaming Pink		406-298	406-307
Plum Crazy		406-299	406-308
Orange Blast		406-300	406-309
Extreme Green		406-301	406-310
Obscure		406-302	406-312
Mediterranean Blue		406-303	406-313



#### AlastiK™ Bobbin Dispenser

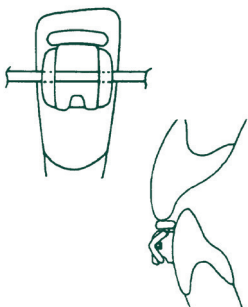
- **Not Made With Natural Rubber Latex**
- Holds 16 bobbins
- Removable handle
- Replaceable blade

406-927

#### Replacement Blade Set

- Replacement Blade Set (2)
- 406-928

### Elastomeric Ligature with Guard



#### • **Not Made With Natural Rubber Latex**

- .124 in. (3.1 mm) outer diameter
- Reduces tooth contact with brackets on mandibular teeth
- Injection molded memory material
- Disc dispenser, 10 modules per disc, 10 discs per package
- 406-430 Clear
- 406-429 Silver

## Separator Modules

### S Modules (Separators)



**• Not Made With Natural Rubber Latex**

- Pre-banding separators
- Three sizes
- Packaging options:
  - Loose
  - QuiK-StiK™




- Thermal sensitive
- Optimal effect when not over-stretched beyond:

S1	12 mm
S2	15 mm
S3	20 mm
SX	15 mm

### Loose S Modules

**• Not Made With Natural Rubber Latex**

- Three sizes
- 100/pk\*

Colors	Outer Diameter Inches (mm)			
		S1 Anterior .140 (3.6)	S2 Posterior .175 (4.4)	S3 Posterior .210 (5.3)
Clear		406-081	406-082	406-085
Blue		-	406-084	-
Green		406-083	-	-

\*Box available upon request




**SX**  
**Posterior**  
**.190 in.**  
**(4.8 mm)**  
**Radiopaque**  
**Dusky Blue**  
**406-086 100/pk**  
**406-087 1,000/pk**

### QuiK-StiK™ S Modules

**• Not Made With Natural Rubber Latex**

- 80 modules per stick, 13 sticks/pk
- Two sizes



Colors	Inches (mm)	Outer Diameter	
		S1 .145 (3.7)	S2 .175 (4.4)
Gray		406-411	406-410





## 8.30 Auxiliary Products and Accessories

### K Modules

#### K Modules

- **Not Made With Natural Rubber Latex**

- For intermaxillary Class II and intramaxillary Class III applications
- 100/pk




Colors	Force	Center to Center Inches (mm)				
			K-0 .400 (10.2)	K-1 .455 (11.6)	K-2 .650 (16.5)	K-3 .850 (21.6)
Clear	Medium	-	-	406-051	-	-
Gray	Medium	406-068	406-074	406-074	406-075	-
Clear	Heavy	-	-	406-054	-	406-056

#### KX Modules



- **Not Made With Natural Rubber Latex**

- Greater force delivery than K modules
- Designed for intermaxillary application
- Typical application is from a hook on distal molar to an archwire hook in the cuspid region
- 100/pk

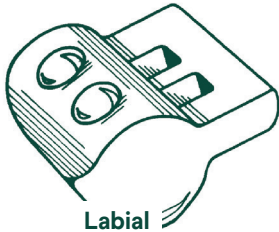
Colors	Force	Center to Center Inches (mm)			
			KX-1 .235 (6.0)	KX-2 .310 (7.9)	KX-3 .415 (10.5)
Clear	Medium	-	406-060	406-057	406-062
Gray	Medium	-	406-064	406-059	406-065

## Rotation Wedge

### Action Line

### EZ3 Holder

### Rotation Wedge



Labial

- **Not Made With Natural Rubber Latex**

- Serves as wedge when archwire is ligated to opposing tie-wings
- Preformed tabs snap over tie-wings

**Labial**

100/pk

Gray

**406-043**

**Lingual .010 in. (.25 mm) ligature wire**

10/pk

Gray

**390-150**

## Action Line Thread

- **Not Made With Natural Rubber Latex**

- For rotating and extruding teeth, closing minor space and other intraoral applications
- Clear polyurethane elastomeric thread
- Self-sealing bobbin

**25 ft. (7.62 m) Bobbin**

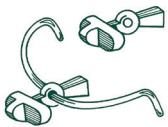
**Diameter**

.020 in. (.51 mm) **407-020**

.025 in. (.64 mm) **407-025**

.030 in. (.76 mm) **407-030**

## EZ3 Holder



- **Not Made With Natural Rubber Latex**

- Pre-bonding lingual wire support
- Eliminates need for wax, ligature wire, floss threader or manual assistance
- 406-044 10/pk

## Action Line Tubing

- **Not Made With Natural Rubber Latex**

- Hollow tubing for tighter knots
- Natural color elastomeric tubing
- Self-sealing bobbin

**25 ft. (7.62 m) Bobbin**

**Diameter**

.020 in. (.51 mm) **407-120**

.025 in. (.64 mm) **407-125**

.030 in. (.76 mm) **407-130**

## 8.32 Auxiliary Products and Accessories

### People Pack Intraoral Elastics







#### People Pack Intraoral Elastics

- Made With Natural Rubber Latex**

- Coated With Cornstarch**

- Precision-cut, surgical-grade latex
- No color additives
- Size and force ratings are clearly marked on packaging

- Cross indexed by color and symbol
- Patient pack illustration allows written directions on surface

							
<b>Sizes (I.D.)</b>	<b>1/8 in.</b>	<b>3/16 in.</b>	<b>1/4 in.</b>	<b>5/16 in.</b>	<b>3/8 in.</b>	<b>5/8 in.</b>	<b>3/4 in.</b>
<b>(Slack Diameters)</b>	<b>(3.2 mm)</b>	<b>(4.6 mm)</b>	<b>(6.4 mm)</b>	<b>(7.9 mm)</b>	<b>(9.5 mm)</b>	<b>(16 mm)</b>	<b>(19 mm)</b>

Force Rating*	Pkg. Code	Pack Color						
		Purple	Green	Red	Blue	Orange	Aqua	Yellow
Light	2 oz. (56.7 g)	Carlos <b>404-116</b>	Pete <b>404-126</b>	Gary <b>404-136</b>	Greg <b>404-146</b>	Tom <b>404-156</b>	Andy <b>404-166</b>	Ernie <b>404-176</b>
Medium-light	3 1/2 oz. (99.2 g)	Dave <b>404-216</b>	Dwight <b>404-226</b>	Chuck <b>404-236</b>	Cliff <b>404-246</b>	Will <b>404-256</b>	Paul <b>404-266</b>	Hal <b>404-276</b>
Medium	4 oz. (113.4 g)	Cathy <b>404-516</b>	Bill <b>404-526</b>	Elliot <b>404-536</b>	Louie <b>404-546</b>	Joe <b>404-556</b>	-	-
Medium-heavy	5 1/2 oz. (155.9 g)	-	Ken <b>404-426</b>	-	-	-	-	-
Heavy	6 oz. (170.1 g)	Debbie <b>404-616</b>	Bummer <b>404-626</b>	Fred <b>404-636</b>	Roger <b>404-646</b>	George <b>404-656</b>	-	-
Extra-heavy	8 oz. (226.8 g)	Gloria <b>404-716</b>	Roberto <b>404-726</b>	Fran <b>404-736</b>	Anna <b>404-746</b>	John <b>404-756</b>	-	-

Packaging: All Intraoral sizes – 100 elastics per patient pack, 30 packs per box (Total 3,000 elastics)

\*Force rating based upon stretching the elastic three times slack diameter

## Archwire Hooks and Stops

### Adjustable Sliding Yoke

#### Archwire Hooks and Stops

- Crimpable
- Light loads
- 2 mm length
- Wall: round .015 in. (.38 mm)
- Split crimpable can be placed without removing wire
- Use crimping plier or dull hard wire cutter
- Ideal with Nitinol wire
- Weldable
- Medium hard temper
- One or two welds to permanently anchor
- .006 in. (.15 mm) wall
- Choice of two lengths: Round 2 mm or 1 mm; Rectangular 2 mm
- Use with extraoral headgear

#### Adjustable Sliding Yoke



- Clip onto archwire
- Adjust length then crimp
- 310-200 10/pk

#### To Fit Round Wire

Inches	(mm)	Crimpable		Split Crimpable		Weldable	
		w/Arch Hook	Stop w/o Hook	w/Arch Hook	Stop w/o Hook	w/Arch Hook 2 mm length	Stop w/o Hook 1 mm length
		10/pk	100/pk	10/pk	100/pk	10/pk	100/pk
.016/.018	(.41)	-	-	536-610	517-610	-	-
.020	(.51)	-	-	-	-	-	513-111
.022	(.56)	535-712	515-712	536-620	517-620	532-122	513-121
.025	(.64)	535-732	-	-	-	532-132	-
.030	(.76)	-	-	536-730	517-730	532-142	-
.036	(.91)	535-752	515-752	536-740	517-740	532-152	-
.040	(1.02)	-	-	536-750	517-750	532-162	-
.045	(1.14)	-	-	-	-	532-172	513-171
.051	(1.30)	-	-	-	-	-	513-181

#### To Fit Rectangular Wire

Inches	(mm)	Wall Thickness Inches	(mm)	w/ Extraoral Hook	w/Arch Hook	Stop w/o Hook
				.025 in. (.64 mm) 10/pk	10/pk	100/pk
.016 x .026	(.41 x .66)	.012	(.30)	534-720	533-720	516-722
.018 x .025	(.46 x .64)	.013	(.33)	534-710	533-710	516-712
.022 x .028	(.56 x .71)	.015	(.38)	534-740	533-740	516-742

#### Split Crimpable

Inches	(mm)					
.018 x .025	(.46 x .64)	538-610	537-610	518-610		
.022 x .028	(.56 x .71)	538-740	537-740	518-740		

#### Weldable

Inches	(mm)			
.016 x .026	(.41 x .66)	531-120	-	-
.018 x .028	(.46 x .71)	531-110	530-110	-




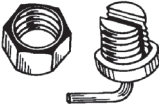


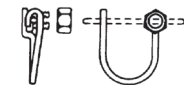

## 8.34 Auxiliary Products and Accessories

### Gurin Auxiliaries

#### Gurin Auxiliaries

- Anchor without welding or soldering
- Adjustable
- 1 each

#### For Archwire Sizes

Auxiliary	Description	L/R	.014 / .016 in.	.018 / .022 in.	.028 / .036 in.	.038 / .045 in.
			(.36 - .41 mm)	(.46 - .56 mm)	(.71 - .91 mm)	(.97 - 1.14 mm)
			Extra-Small	Small	Medium	Large
<b>Locks</b>	Used as adjustable stops, tie-back stops, or to activate coil springs for opening or closing spaces	-	<b>560-100</b>	<b>560-200</b>	<b>560-300</b>	<b>560-400</b>
						
<b>Nuts</b>	For replacement	-	<b>561-100</b>	<b>561-200</b>	-	<b>561-400</b>
						
<b>Intraoral Hooks</b>	For elastics	R	<b>563-101</b>	<b>563-201</b>	-	<b>563-401</b>
		L	<b>563-102</b>	<b>563-202</b>	-	<b>563-402</b>
<b>Extraoral Hooks</b>	For extraoral traction	R	-	<b>562-101</b>	-	-
		L	-	<b>562-102</b>	-	-
<b>Loop Springs</b>	For individual tooth movement as a push or pull spring	R	-	<b>566-201</b>	-	-
		L	-	<b>566-202</b>	-	-
<b>Finger Springs</b>	For individual tooth movement - banded or unbanded	-	-	<b>565-200</b>	-	-
						
<b>Retraction Loops</b>	Eliminates need to bend retraction loop in archwire	R	-	<b>564-101</b>	-	-
		L	-	<b>564-102</b>	-	-
<b>Gurin Lock Wrenches</b>	<ul style="list-style-type: none"> <li>• For tightening hexagon head lock nuts on Gurin auxiliaries</li> <li>• Machined from stainless steel</li> <li>• Has a knurled grasp</li> </ul>			<b>810-001</b> For extra-small and small lock nuts		
				<b>810-002</b> For medium and large lock nuts		

## Nitinol Coil Springs

### Nitinol Coil Springs

#### Nitinol Open Coil Springs

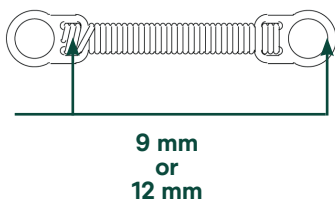
Length 7" (175 mm)  
 Packaged 3 per tube  
 Available in three forces



Order No.	Min. Inner Diam. (Arbor)	Desc.	Opening Force (g) 25 mm (1") Length Compressed to 19 mm (0.75")
345-100	0.030" (0.76 mm)	Light	100 g
345-200	0.030" (0.76 mm)	Medium	200 g
345-275	0.033" (0.84 mm)	Heavy	275 g

#### Nitinol Closed Coil Springs

Length 9 mm and 12 mm lengths, B Dimension, inner diameter (arbor) 0.030" (0.76 mm). Packaged 10 per box. Each available in three forces.



Description	9 mm	Force (g) @ 12 mm Ext.	12 mm	Force (g) @ 24 mm Ext.
Light	344-150	150 g	346-150	150 g
Medium	344-200	200 g	346-200	200 g
Heavy	344-250	250 g	346-250	250 g

**Important:** Do not expand 9 mm coil to more than 22 mm total length from eyelet to eyelet or do not twist more than 180° (half a turn) to avoid deformation or significant change in force. A 12 mm coil spring is recommended for cases which require the spring to be expanded to 22-36 mm from eyelet to eyelet.

**Caution:** Not designed for use between upper and lower arches.

## 8.36 Auxiliary Products and Accessories

### Retraction Springs

#### Hi-T II Coil Springs

- 3 ft. (.91 m) self-sealing bobbin
- Stainless steel spring

Hi-T II Wire Diameter		Arbor Diameter		Close-Wound	Open-Space Wound
Inches	(mm)	Inches	(mm)		
.006	(.15)	.020	(.51)	<b>341-110</b>	<b>341-111</b>
		.022	(.56)	<b>341-120</b>	<b>341-121</b>
.007	(.18)	.022	(.56)	<b>341-220</b>	<b>341-221</b>
		.008	(.20)	.022	(.56)
.030	(.76)			<b>341-330</b>	<b>341-331</b>
.032	(.81)			<b>341-340</b>	<b>341-341</b>
.009	(.23)	.036	(.91)	<b>341-350</b>	<b>341-351</b>
		.022	(.56)	<b>341-420</b>	<b>341-421</b>
		.030	(.76)	<b>341-430</b>	<b>341-431</b>
.010	(.25)	.032	(.81)	<b>341-440</b>	<b>341-441</b>
		.036	(.91)	<b>341-450</b>	<b>341-451</b>
		.030	(.76)	<b>341-530</b>	<b>341-531</b>
		.032	(.81)	<b>341-540</b>	<b>341-541</b>
		.036	(.91)	<b>341-550</b>	<b>341-551</b>
		.040	(1.02)	<b>341-560</b>	<b>341-561</b>

#### Retraction Springs

- .188 in. (4.8 mm) close-wound spring
- Intermaxillary retraction
- Built-in ligature tie on one end, preformed coil loop at other end 90° to helix

#### Force Rating

Technique (at 3 mm elongation)		
Light wire	4 oz. (113.4 g)	<b>342-100</b>
Edgewise	8 oz. (226.8 g)	<b>342-101</b>
10/pk		



## T Springs

### Rotation Springs

#### T Springs (Pletcher Springs)

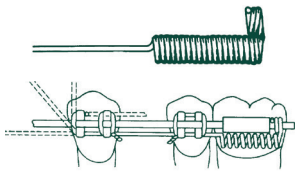
- .188 in. (4.8 mm) close-wound retraction spring
- Two configurations
- Coil loop at distal end 90° to helix

#### Standard T Spring

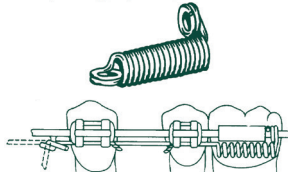
Free end is straight length extending from last helix

#### Looped T Spring

Incorporate a mesial loop for attachment of ligature wire



Ligature

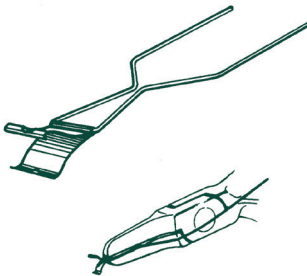


Ligature

10/pk

Inches	Wire Size	Inches	Arbor Size	Standard T Spring	Looped T Spring
	(mm)		(mm)		
.009	(.23)	.030	(.76)	-	<b>343-430</b>
.011	(.28)	.030	(.76)	<b>342-630</b>	<b>343-630</b>
.012	(.30)	.030	(.76)	-	<b>343-730</b>
		.036	(.91)	<b>342-750</b>	<b>343-750</b>

### Rotation Springs



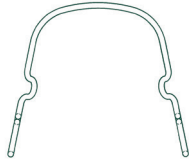
- Steiner Rotation Spring Wedge
- Comes with .010 in. (.25 mm) ligature wire already in place
- Wings made of Alloy 718, an age-hardened nickel-based aerospace alloy for more spring back
- Centered notch on rolled-edge of one spring wing stabilizes wedge under archwire
- 090-101 Short wing, 10/pk
- 090-102 Long wing, 10/pk

## 8.38 Auxiliary Products and Accessories

### Preformed Lingual Arches

#### Preformed Lingual Arches

- Horizontal Lingual Arches
- Permachrome wire (medium-hard)
- Adjustable (15° bilateral loops)
- Double-back bends on distal loops



Arch Length (mm)	Arch Length (in.)	Fraction Dimensions	Adjustable	
			.030 in. (.76 mm)	.036 in. (.91 mm)
57	2.25	2 ¼	314-118	314-218
60	2.36	2 ⅜	314-119	314-219
64	2.50	2 ½	314-120	314-220
67	2.63	2 ⅝	314-121	314-221
70	2.75	2 ¾	314-122	314-222
73	2.87	2 ⅞	314-123	314-223
76	3.00	3	314-124	314-224
79	3.11	3 ⅛	314-125	314-225
83	3.25	3 ¼	314-126	314-226
86	3.38	3 ⅜	314-127	314-227
89	3.50	3 ½	314-128	314-228

Minimum order: 10 per style – sizes may be assorted.

#### Vertical Lingual Arches

.036 in. (.91 mm) diameter medium-hard Permachrome wire. Arches feature two-point contact with sheath by means of two distal posts – one double, one single.

Size (mm)	Size (in.)	With Loops
52	2.05	305-152
54	2.12	305-154
56	2.20	305-156
58	2.28	305-158
60	2.36	305-160
62	2.44	305-162
64	2.50	305-164
66	2.60	305-166
68	2.68	305-168
70	2.75	305-170



#### Level Anchorage Palatal Bar



- Additional molar support during facebow wear
- Increases anchorage

Size	(mm)	Order No.
2	37	308-002
3	42	308-003
4	46	308-004

Minimum order: 10 per style – sizes may be assorted.

## 8.39 Auxiliary Products and Accessories

### Clinpro™ Tooth Crème 0.21% NaF Anticavity Toothpaste

An anti-cavity toothpaste that aids in the prevention of dental cavities and can be used in place of your usual toothpaste.

#### Indications:

- Aids in the prevention of dental cavities and helps to prevent root cavities

#### Product Benefits:

- Exclusive formula helps repair demineralized enamel.
- Aids in the prevention of dental cavities and helps to prevent root cavities.
- Provides gentle, effective cleaning and whitens teeth.
- Contains fluoride as well as calcium and phosphate, which are components naturally found in saliva.
- Vanilla mint flavor.

Item No.    Product Information

---

**12216**    **Clinpro™ Tooth Crème 0.21% NaF  
Anti-Cavity Toothpaste**  
Vanilla Mint Flavor – 113g tube



## Clinpro™ XT Varnish

Patients can find it difficult to clean thoroughly around orthodontic brackets, and over time it can lead to white spot lesions. Clinpro XT varnish helps build a barrier against demineralization and acid erosion to protect their smile during the orthodontic treatment.

### Indications:

- Site-specific, light-cured protective coating that can be applied around orthodontic brackets to prevent demineralization and acid erosion

Item No. Product Information

**12248** **Clinpro™ XT Varnish**  
1 – 10g Clicker™ Dispenser

### Product Benefits:

- Delivers fluoride, calcium and phosphate to help protect teeth from white spot lesions in those tough-to-clean areas around the brackets
- Remains on the teeth for 6 months or longer
- Clinpro XT varnish can be recharged by brushing daily with Clinpro™ Tooth Crème 0.21% NaF Anti-Cavity Toothpaste



### Clinpro™ Clear Fluoride

# A fluoride treatment that does more with less.

Based on patient and professional feedback, we've reimagined the traditional fluoride treatment. Clinpro™ Clear Fluoride Treatment has a new water-based formula that's ready to apply and enables effective fluoride uptake. With less time waiting to eat or drink after treatment, Clinpro Clear Fluoride Treatment makes it easy for your patients to say "yes."



Clear, water-based formula in a fast and easy L-Pop unit dose.



Formula is free of rosin and common allergens with a neutral pH



Stabilized calcium phosphate



Minimum contact time of just 15 minutes



Improved taste, smell, and mouthfeel



Suction-line friendly formula



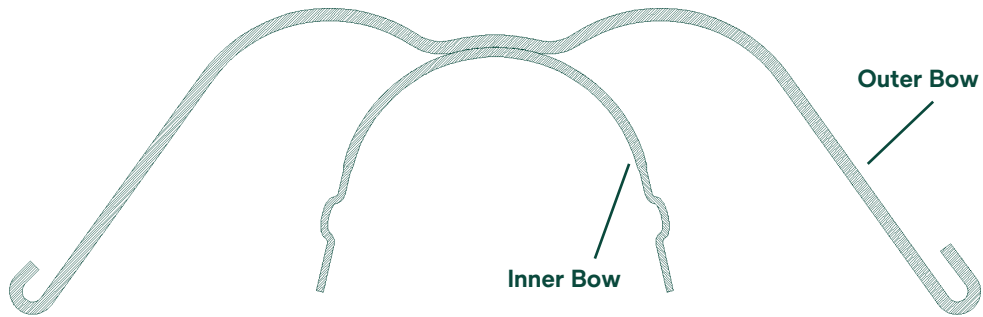
## Ordering Information

Item #	Product Information
	<b>Clinpro™ Clear Fluoride Treatment 50 Pack</b> 50 unit-dose packages (0.50 ml L-Pop)
7200FF	<b>Flavorless</b>
7200M	<b>Mint Flavor</b>
7200W	<b>Watermelon Flavor</b>
	<b>Clinpro™ Clear Fluoride Treatment 100 Pack</b> 50 unit-dose packages (0.50 ml L-Pop)
7210FF	<b>Flavorless</b>
7210M	<b>Mint Flavor</b>
7200W	<b>Watermelon Flavor</b>



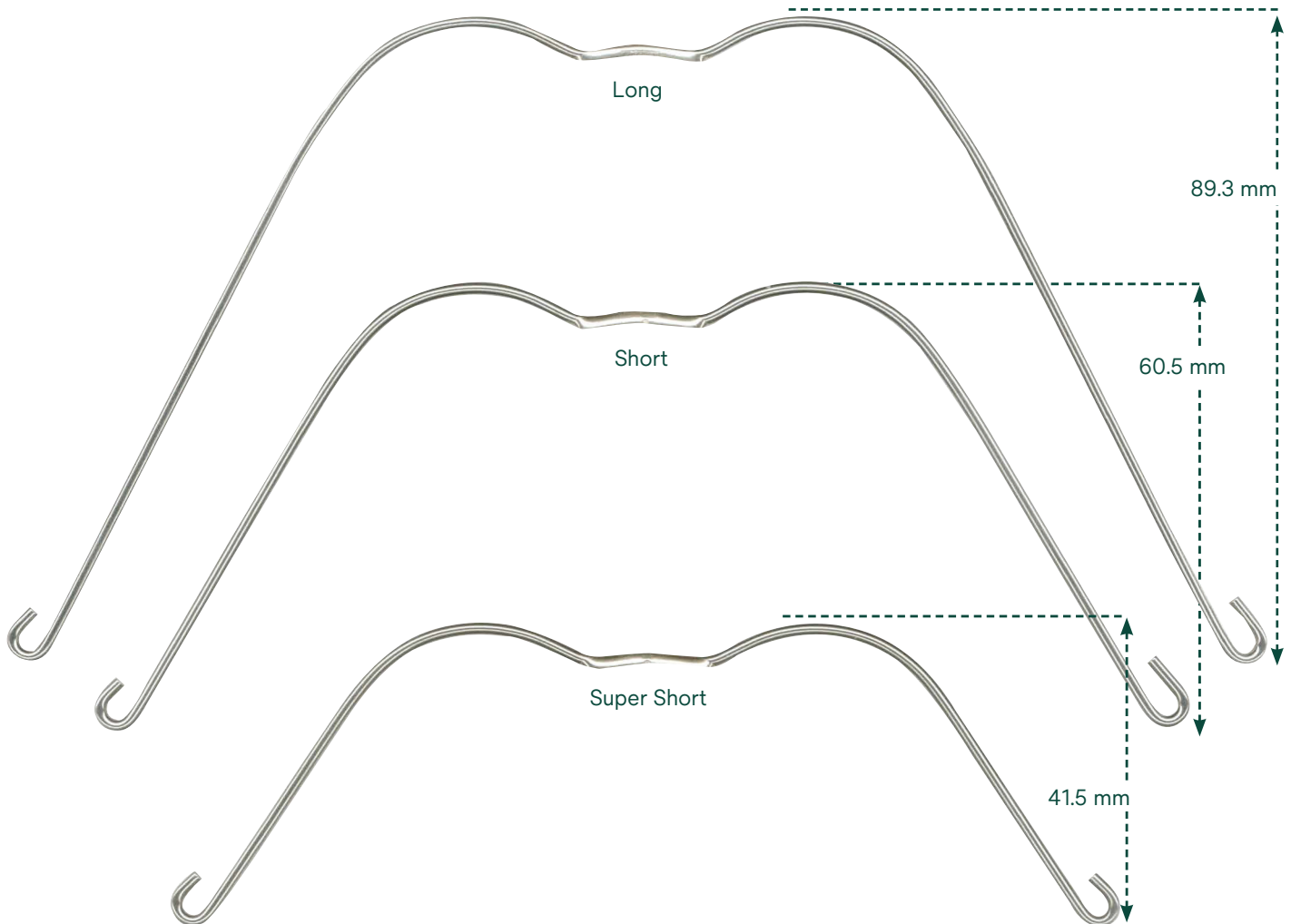
## Series 5 Facebows

Typical Facebow Assembly



### Outer Bows

- Right outer loop is larger for ease of orientation
- Outer loops are bent outward (standard) or upward (on request)
- Outer bow facially is contoured for increased strength

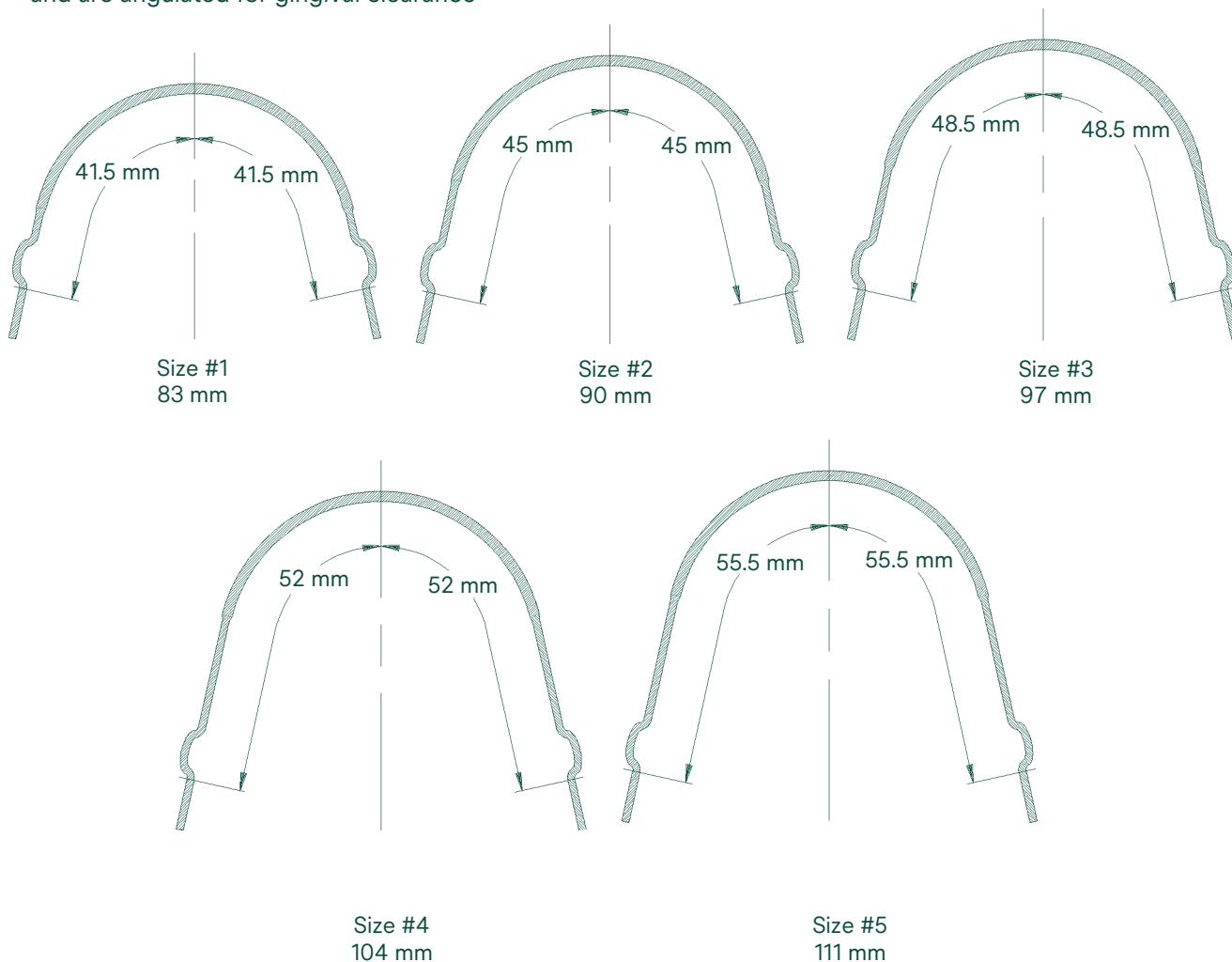


## 8.43 Auxiliary Products and Accessories

### Series 5 Facebows

#### Inner Bows

- Inner arch length is measured from distal side of loop to distal side of opposite loop on the inside of the inner bow
- Inner arch has narrow radius so adjustments are outward
- Preformed inner loops serve as adjustable stops as well as shock absorbers and are angulated for gingival clearance



**Note:** Unless otherwise specified, Series 5 facebows are shipped with adjustable loops bent occlusally. For loops bent gingivally, indicate “special” when ordering and specify “adjustable loops bent gingivally.”



#### Series 5 Facebow Sizing Guide

Inner arch sizing guide

701-700 1/pk

## Series 5 Facebows

### Inner Bow without Hooks, Outer Bow Non-Angulated

Diameter Inches	Inner Bow Size	Inner Bow (mm)	Outer Bow Long	Outer Bow Short	Outer Bow Super Short
.045	1	83	328-211	328-212	320-215
.045	2	90	328-221	328-222	320-225
.045	3	97	328-231	328-232	320-235
.045	4	104	328-241	328-242	320-245
.045	5	111	328-251	328-252	320-255

### Inner Bow without Hooks, Outer Bow 15° Angulation

Diameter Inches	Inner Bow		Outer Bow Short	
	Size	(mm)	Occlusal Ang.	Gingival Ang.
.045	3	97	-	328-235
.045	4	104	328-244	328-245
.045	5	111	-	328-255


### Inner Bow with Cuspid Hooks, Outer Bow Non-Angulated

Diameter Inches	Inner Bow Size	Inner Bow (mm)	Outer Bow Short
.045	1	83	329-212
.045	2	90	329-222
.045	3	97	329-232
.045	4	104	329-242
.045	5	111	329-252

## 8.45 Auxiliary Products and Accessories

### Friction-Stop Adjustable Facebows

Type of Facebow	Diameter (Inches)	Long	Short	Super Short	Ang. 15° Occlusal Short
Universal Inner Bow	.045	320-451	320-452	320-450	322-452
	.051	-	320-512	-	-



### Facebow Accessories

#### Friction Fit Stops

- Used for facebow stops or spacers on inner bow
- Springy for easy fit
- Solder in place
- Inside diameter .045 in. (1.14 mm)



**519-562** 100/pk

#### Deluxe Carrying Case 4" x 9"

- Vinyl
- Zipper with pull tab

**706-004** Blue, 10/pk

## Typodonts

Our high-quality practice enhancement typodonts include:

### Esthetics

Clarity™ Aligners Typodont with Stand	600-248
Clarity™ Ultra Self-Ligating Bracket Typodont with Stand	600-243
Clarity™ Advanced Ceramic Brackets and Stand	600-236

### Metal

Mini Uni-Twin™ Brackets	600-215
SmartClip™ SL3 Self-Ligating Brackets	600-221
Miniature Twin Brackets	600-213
Victory Series™ Active Self-Ligating Brackets	600-241
Victory Series™ Low Profile Brackets	600-224
Victory Series™ Brackets MBT™ Appliance System	600-211
Victory Series™ V-Slot Brackets	600-220

### Forsus™ Class II Correctors

Forsus™ Fatigue Resistant Device EZ2 Module with Clarity Advanced Brackets	600-242
Forsus™ EZ2 Module with SmartClip™ Brackets	600-233

### Miscellaneous

Blank Typodont	600-210
Clarity Advanced Upper with Victory Series Low Profile Lower	600-240
Typodont Replacement Hinges	600-209



Clarity™ Aligners



Clarity™ Advanced Ceramic Brackets



Clarity™ Ultra Self-Ligating Brackets



Victory Series™ Active Self-Ligating Brackets



Victory Series™ Brackets MBT™ Appliance System



Forsus™ Fatigue Resistant Device EZ2 Module with Clarity™ Advanced Ceramic Brackets

## Retainer and Aligners Carry Cases

### Molded Retainer Cases

- High-impact polypropylene
- Hinged sections
- Latchable
- Vented, to reduce odor formation

### Assortment

One each, all colors except black and purple  
**450-121** 10/pk

Standard - 20 each, ivory, yellow, red, green, blue  
**450-010** 100/pk

### Individual Retainer Cases

(10/pk)	
Ivory	450-003
Red	450-005
Blue	450-007
Purple	450-008
Black	450-009
Hot Pink	450-103




## 8.47 Auxiliary Products and Accessories

### APC™ Adhesive Coated Appliance System Accessories



**APC™ Inventory Dispensing System  
Two Drawer Set  
(Brackets sold separately)  
2600-021**




**APC Inventory Dispensing System  
Drop-in Organizer Tray  
2600-007**



**APC Inventory Dispensing System  
Back-Up Storage Units 7 x 7  
2600-032**



**APC Inventory Dispensing System  
One Drawer Set  
(Brackets sold separately)  
2600-014**



**Dust Cover Set for Inventory  
Dispensing Drawer  
2600-022**



**Label Set for Inventory  
Dispensing System  
2600-023**



**Reusable Set-Up Tray 7 x 7  
(Brackets sold separately)  
2600-005**

## Banding Accessories

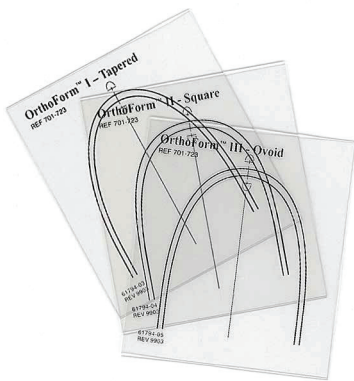


### Wax-Pak

For coating appliances to prevent tissue irritation. Tasteless. Packaged conveniently for the patient to carry. Four sticks per pack.

**603-063**


## Arch Symmetry Aids



### Diagnosis OrthoForm™ Arch Form Templates


Clear templates for overlay on patient model.

**701-723** (3) in package



### MBT™ Versatile+ Appliance System Bracket Positioning Guide

**701-725**



### Operator OrthoForm Arch Form Templates

White templates for chairside use.

**701-724** (3) in package

