

# Application Guide

3M™ Promogran Prisma™ Collagen Matrix with ORC and Silver is the only advanced wound dressing indicated for use with Solventum™ ActiV.A.C.™ Therapy Unit



\*Indication only valid when used in conjunction with Solventum™ ActiV.A.C.™ Therapy Unit

# Application Guide

3M™ Promogran Prisma™ Collagen Matrix with ORC and Silver can be used in combination with Solventum™ ActiV.A.C.™ Therapy Unit and associated dressings, including Solventum™ V.A.C.® Granufoam™ Dressings, Solventum™ V.A.C.® Simplace™ Dressings, and Solventum™ V.A.C.® Peel and Place Dressings. V.A.C.® Granufoam and V.A.C.® Simplace Dressings can be used with either Solventum™ V.A.C.® Drape or Solventum™ Dermatac™ Drape.

For detailed instructions on how to apply Promogran Prisma Matrix in combination with ActiV.A.C. Therapy Unit, please refer to the Instructions for Use (IFU) for both products at: [eifu.solventum.com](http://eifu.solventum.com). The information below is intended as a basic guide.

## Indications

Promogran Prisma Matrix when used with the ActiV.A.C. Therapy Unit is intended for the management of exuding wounds. Under supervision of a healthcare professional, Promogran Prisma Matrix with ActiV.A.C. Therapy Unit may be used only for the management of:

- Venous ulcers
- Diabetic ulcers
- Traumatic wounds healing by secondary intention
- Pressure ulcers
- Partial-thickness burns
- Dehisced surgical wounds

## Step 1

Prepare the wound bed according to your standard wound care protocol and debride when necessary.

## Step 2

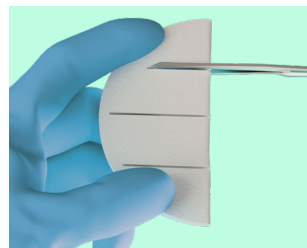
Ensure adequate hemostasis has been achieved.

## Step 3


Cut seven (7) parallel slits into Promogran Prisma Matrix in order for the dressing to be used in conjunction with the ActiV.A.C. Therapy Unit. The slits allow for effective exudate removal and negative pressure delivery. A description of the cutting locations and procedure is shown below:



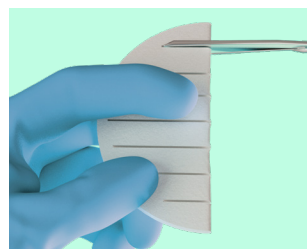
**A.** Trim the Promogran Prisma Matrix with scissors to fit the wound, ensuring it will not overlap onto intact skin. Ensure the Promogran Prisma Matrix remains dry before cutting.



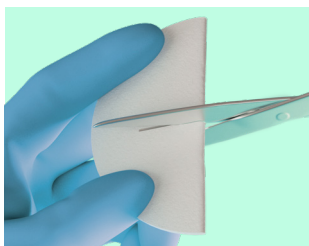
**D.** Make two (2) additional parallel cuts halfway between the center cut and the bottom and top of the dressing, again making sure not to cut the dressing in half.



**B.** Fold the Promogran Prisma Matrix in half.




**E.** Make four (4) additional parallel slits halfway between each of the three existing slits.



**C.** Starting from the folded edge, cut a slit through the center of the Promogran Prisma Matrix as far as possible, but do not cut the dressing into two pieces.


**Note:** Slits need to be cut starting from the folded edge to ensure the product remains in one piece.



**F.** The seven (7) slits result in the Promogran Prisma Matrix that has eight (8) sections which are equally spaced apart. For smaller dressings, fewer slits may be more appropriate.

## Step 4

Do not allow 3M™ Promogran Prisma™ Collagen Matrix with ORC and Silver dressing to overlap onto intact skin. Place a single fenestrated layer of Promogran Prisma Matrix dressing; either side can be applied to the wound bed. Do not stack or overlap.



## Step 5

Select the appropriate Solventum™ V.A.C.® Dressings, Solventum™ V.A.C.® Drape, or Solventum™ Dermatac™ Drape for use with the Solventum™ ActiV.A.C.™ Therapy Unit. See product Instructions for Use for safety information and application instructions. Solventum offers the following foam and integrated dressing options:

### All-in-One Dressing Kit (includes integrated drape + foam dressing):

- Solventum™ V.A.C.® Peel and Place™ Dressing

### Foam Dressing Kits:

- Solventum™ V.A.C.® Granufoam™ Dressing
- Solventum™ V.A.C.® Simplace™ Dressing
- Solventum™ Dermatac™ Drape with V.A.C.® Granufoam™ Dressing

On the ActiV.A.C. Therapy Unit, select the following negative pressure mode and settings based on the V.A.C.® Dressing being used:

- V.A.C.® Peel and Place Dressing: Select Continuous mode and a pressure setting between -75 mmHg and -150 mmHg.
- V.A.C.® Granufoam or V.A.C.® Simplace Dressing: Select Continuous mode and a minimum pressure setting of -125 mmHg.

## Contraindications and Warnings\*

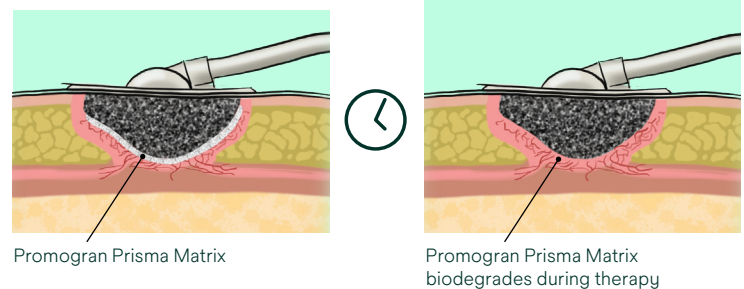
- Compression therapy may not be used when Promogran Prisma Matrix is used with ActiV.A.C. Therapy Unit.
- Do not use Promogran Prisma Matrix with ActiV.A.C. Therapy Unit over closed incisions.
- Solventum™ V.A.C.® Granufoam™ Silver Dressing should not be used in conjunction with Promogran Prisma Matrix due to unknown potential cumulative effect of silver.

\*Please refer to the IFU for the full list of contraindications, warnings and precautions.

## Dressing Changes

The biodegradable Promogran Prisma Matrix gel is absorbed into the body over time. The length of combined therapy for Promogran Prisma Matrix with ActiV.A.C. Therapy Unit should not exceed 30 days. During this therapy period, V.A.C.® Dressing change interval is based on the type of V.A.C.® Dressing in use:

- V.A.C.® Peel and Place Dressings may be left in place for up to 2-3 days with the frequency adjusted by the clinician as appropriate.
- V.A.C.® Granufoam Dressings should be changed every 48-72 hours but no less than 3 times per week.



If desired, reapply Promogran Prisma Matrix to the wound at each V.A.C.® Dressing change.

Should there be any residual Promogran Prisma Matrix remaining in the wound, remove it before applying new dressings.

## Note:

**Specific indications, contraindications, warnings, precautions and safety information exist for these products and therapies. Please consult a clinician and product Instructions for Use prior to application. This material is intended for healthcare professionals. Rx Only.**

# Ordering Information


## 3M™ Promogran Prisma™ Collagen Matrix with ORC and Silver

Item code	Each/Carton/Case	Size	HCPCS code
MA028	10 ea/ct - 4 ct/cs	4.34 sq. in. Hexagon	A6021
MA123	10 ea/ct - 4 ct/cs	19.1 sq. in. Hexagon	A6022




3M™ Promogran Prisma™ Collagen Matrix with ORC and Silver is indicated for use with the Solventum™ ActiV.A.C.™ Therapy Unit and the following dressing kits:

## Solventum™ V.A.C.® Therapy Dressings and Accessories (indicated for combined use)

### All-in-One Dressing Kits

	Product	Foam dressing size	Overall dressing size	Max wound depth	Qtys*	SKU
	Solventum™ V.A.C.® Peel and Place Dressing Kit, Small	6.1 × 8.6 cm	16.9 × 20.6 cm	2 cm or less, pre-cut hole center	Case of 5	EZ5SML
	Solventum™ V.A.C.® Peel and Place Dressing Kit, Medium	11.1 × 16.6 cm	23.7 × 29.2 cm	4 cm or less, pre-cut hole center	Case of 5	EZ5MED
	Solventum™ V.A.C.® Peel and Place Dressing Kit, Large	13.6 × 24.2 cm	26 × 35.6 cm	6 cm or less, pre-cut hole offset	Case of 5	EZ5LRG

### Foam Dressing Kits

	Product	Description	Qtys*	SKU	
	Solventum™ V.A.C.® Granufoam™ Dressing Kit, Small	<ul style="list-style-type: none"> <li>1 V.A.C.® Granufoam Dressing (10 × 7.5 × 3.2 cm)</li> <li>1 Solventum™ SensaT.R.A.C.™ Pad with connector</li> </ul>	<ul style="list-style-type: none"> <li>1 sheet of V.A.C.® Drape</li> <li>1 disposable ruler</li> </ul>	Case of 5 Case of 10	M8275051/5 M8275051/10
	Solventum™ V.A.C.® Granufoam™ Dressing Kit, Medium	<ul style="list-style-type: none"> <li>1 V.A.C.® Granufoam Dressing (18 × 12.5 × 3.2 cm)</li> <li>1 Solventum™ SensaT.R.A.C.™ Pad with connector</li> </ul>	<ul style="list-style-type: none"> <li>2 sheets of V.A.C.® Drape</li> <li>1 disposable ruler</li> </ul>	Case of 5 Case of 10	M8275052/5 M8275052/10
	Solventum™ V.A.C.® Granufoam™ Dressing Kit, Large	<ul style="list-style-type: none"> <li>1 V.A.C.® Granufoam Dressing (26 × 15 × 3.2cm)</li> <li>1 Solventum™ SensaT.R.A.C.™ Pad with connector</li> </ul>	<ul style="list-style-type: none"> <li>2 sheets of V.A.C.® Drape</li> <li>1 disposable ruler</li> </ul>	Case of 5 Case of 10	M8275053/5 M8275053/10
	Solventum™ V.A.C.® Simplace™ EX Dressing Kit, Medium	<ul style="list-style-type: none"> <li>2 spiral V.A.C.® Granufoam Spiral Dressing (14.7 × 17.4 × 1.75cm, fully unwound: 81.3 cm)</li> </ul>	<ul style="list-style-type: none"> <li>1 sheet of V.A.C. Drape and 2 drape strips</li> <li>1 Solventum™ SensaT.R.A.C.™ Pad with connector</li> <li>1 disposable ruler</li> </ul>	Case of 5	M8275045/5
	Solventum™ Dermatac™ Drape w/ V.A.C.® Granufoam™ Dressing Kit, Small	<ul style="list-style-type: none"> <li>1 V.A.C.® Granufoam Dressing (10 × 7.5 × 3.2 cm)</li> <li>1 Solventum™ SensaT.R.A.C.™ Pad with connector</li> </ul>	<ul style="list-style-type: none"> <li>1 sheet of Dermatac Drape</li> <li>1 disposable ruler</li> </ul>	Case of 5 Case of 10	DTGF05PKS DTGF10PKS
	Solventum™ Dermatac™ Drape w/ V.A.C.® Granufoam™ Dressing Kit, Medium	<ul style="list-style-type: none"> <li>1 V.A.C.® Granufoam Dressing (18 × 12.5 × 3.2 cm)</li> <li>1 Solventum™ SensaT.R.A.C.™ Pad with connector</li> </ul>	<ul style="list-style-type: none"> <li>1 sheet of Dermatac Drape</li> <li>1 disposable ruler</li> </ul>	Case of 5 Case of 10	DTGF05PKM DTGF10PKM
	Solventum™ Dermatac™ Drape w/ V.A.C.® Granufoam™ Dressing Kit, Large	<ul style="list-style-type: none"> <li>1 V.A.C.® Granufoam Dressing (26 × 15 × 3.2 cm)</li> <li>1 Solventum™ SensaT.R.A.C.™ Pad with connector</li> </ul>	<ul style="list-style-type: none"> <li>2 sheets of Dermatac Drape</li> <li>1 disposable ruler</li> </ul>	Case of 5 Case of 10	DTGF05PKL DTGF10PKL

\* For insurance-bill claims orders, default quantities will be provided unless otherwise specified. Payor restrictions may apply.

\*\*See V.A.C.® Peel and Place Dressing IFU for more information on wounds appropriate for these dressings.

## Resources:



3M™ Promogran Prisma™ Collagen Matrix with ORC and Silver and 3M™ Promogran™ Collagen Matrix with ORC Brochure



Solventum™ ActiV.A.C.™ Therapy Unit Brochure



Solventum™ V.A.C.® Peel and Place Dressing Product Guide



3M™ Promogran Prisma™ Collagen Matrix with ORC and Silver and Solventum™ ActiV.A.C.™ Therapy Unit Application Video



Solventum™ V.A.C.® Peel and Place Dressing Application Video

For more information, please refer to the following resources:

- Contact your local Solventum representative
- Call Solventum Customer Care at 1-800-228-3957
- Call Solventum Negative Pressure Wound Therapy 24/7 Support at 1-800-275-4524
- Visit Solventum.com

### Solventum Medical Surgical

1750 Yankee Doodle Road  
Eagan, MN 55121

Phone 800-228-3957  
800-275-4524 (NPWT products)  
Web Solventum.com

### Solventum, formerly 3M Health Care

© Solventum 2026. All Rights Reserved. Solventum and the S logo are trademarks of Solventum or its affiliates. 3M and the 3M logo are trademarks of 3M. Other trademarks are the property of their respective owners. US\_70-2013-1505-1