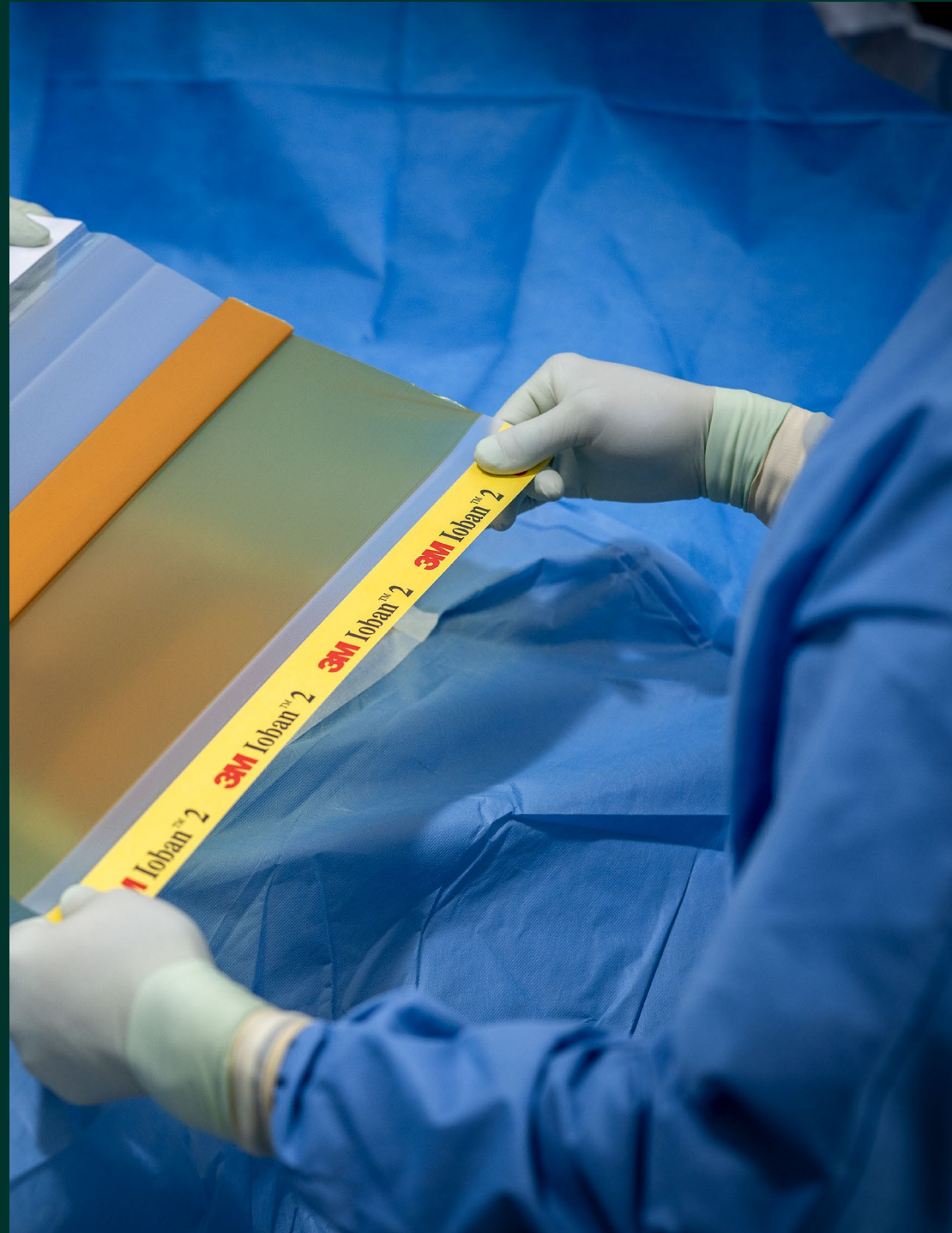




3M™ Ioban™ 2 Antimicrobial Incise Drape

Enter →



Reducing hospital acquired infections (HAIs) is now more critical than ever

loban 2 Antimicrobial Incise Drape provides a powerful barrier to help reduce against microbial wound contamination.

To help guard against surgical site infections (SSIs), loban 2 Antimicrobial Incise Drape creates an optimized wound incision environment through continuous antimicrobial activity, immobilizing bacteria and conformable adhesion that helps the drape stay in place throughout the surgical procedure.



Continuous antimicrobial activity

loban 2 Antimicrobial Incise Drape provides continuous broad-spectrum antimicrobial activity to help reduce the risk of surgical site contamination.



Immobilizes bacteria

loban 2 Antimicrobial Incise Drape immobilizes and isolates residual bacteria on the skin, helping to prevent migration into the surgical incision area.



Conformable adhesion

loban 2 Antimicrobial Incise Drape adheres and conforms to the operative site, allowing for limb manipulation during surgery.

A major source of surgical site infections is microorganisms on a patient's own skin

Clinicians take great care to create a sterile field in order to prevent intraoperative contamination from skin bacteria. However, the surgical site is commonly left exposed. **Even with optimal skin preparation, total sterilization of the skin is impossible.** You need more than a surgical prep to help prevent microbial regrowth or residual microbes from migrating into the wound or incision site.

Surgical site infections (SSIs)




A single SSI can cost up to **\$60,000** per patient.¹



SSI results in **length of stay of 7–11 days**¹ and SSI patients are approximately **5x as likely to be readmitted.**¹



Nonhealing wounds, left untreated and unmanaged, **can result in** significant medical issues including **infection.**²



Stalled wounds may develop complications such as infection, resulting in **higher costs and longer hospital stays.**³

3M™ Ioban™ 2 Antimicrobial Incise Drape	Clinical impact	Clinical evidence	Global guidelines	SSI bundle	Selection guide
Bejko et al.	Yoshimura et al.	Rezapoor et al.		Casey et al.	Hesselvig et al.

40 years of strong clinical evidence



Extensively researched and peer reviewed

Ioban 2 Antimicrobial Incise Drape has been extensively researched and has more published peer-reviewed studies than any other antimicrobial incise drape competitor.

(As of February 2023)

40+

supporting pieces of published evidence

(As of February 2023)

Breadth of evidence

Ioban 2 Antimicrobial Incise Drape study publications have shown both clinical and economic results across a broad range of evidence ranging from poster presentations to randomized controlled clinical trials and global meta-analysis.



Poster presentation



Randomized control clinical trials

Strength of outcomes

Ioban 2 Antimicrobial Incise Drape is supported by evidence that met or exceeded the hypotheses across multiple endpoints including microbiological impacts that were associated with infection risk reduction outcomes as well as economic success when used as part of a comprehensive perioperative solution.^{4,5,6,7}



Microbiological impacts



Infection risk reduction



Economic impacts

Bejko et al.

Yoshimura et al.

Rezapoor et al.

Casey et al.

Hessselvig et al.

Comparison of efficacy and cost of iodine impregnated drape vs. standard drape in cardiac surgery: Study in 5,100 patients

Bejko J, Tarzia V, Carrozzini M, et al. Comparison of Efficacy and Cost of Iodine Impregnated Drape vs. Standard Drape in Cardiac Surgery: Study in 5100 Patients. *J Cardiovasc Transl Res.* 2015;8(7):431-437.

Study design

Retrospective study considered prospectively collected data from 5,100 cardiac surgery patients between January 2008 and March 2015

Study purpose

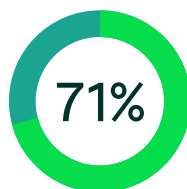
- To evaluate the impact of the use of 2 incise drapes (iodine-impregnated and non-iodine-impregnated) on incidence of surgical site infection in cardiac surgery
- A detailed cost analysis was also completed

Methods

Using a propensity-matched analysis, 808 patients from each group were matched or available risk factors

Results

Surgical Site Infection (SSI) rate reduction



71% SSI reduction

1.9% SSI rate (15/808) for patients receiving Ioban 2 Antimicrobial Incise Drape vs. 6.5% (53/808) for the non-iodine-impregnated incise drape (p=0.001)*

Cost reduction

€773,495

The reason for this difference is the cost related to the treatment of the complications, such as negative pressure wound therapy, hospitalization days, sternal wound revision, antibiotic therapy and antiseptics

*Percentage calculation(s) is/are derived based on relative patient group incident rate reported in this study.

Key points

Summary

Ioban 2 Antimicrobial Incise Drape is a cost-effective intervention associated with a significantly lower incidence of SSI

Bejko et al.

Yoshimura et al.

Rezapor et al.

Casey et al.

Hessselvig et al.

Plastic iodophor drape during liver surgery operative use of the iodophor-impregnated adhesive drape to prevent wound infection during high risk surgery

Yoshimura Y, Kubo S, Hirohashi K, et al. Plastic iodophor drape during liver surgery operative use of the iodophor-impregnated adhesive drape to prevent wound infection during high risk surgery. *World J Surg.* 2003, 27:685-8.

Study design

Retrospective study of 296 patients undergoing liver resection for hepatocellular carcinoma (HCC)

Study purpose

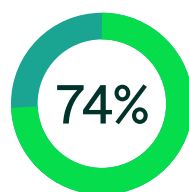
To assess risk factors for wound infection after liver resection for HCC, with special attention to plastic adhesive drapes impregnated with iodophor

Methods

- Retrospective regression analysis to assess risk factors for wound infection after liver resection surgery
- The presence or absence of wound infection was recorded up to 30 days after operation
- Variables examined included age, gender, BMI, alcohol abuse, smoking, systemic steroid use, DM, liver cirrhosis, laboratory test results, duration of preoperative hospital stay, preoperative transcatheter arterial embolization, preoperative portal vein embolization, type of skin incision, type of liver resection, operating time, intraoperative blood loss, autologous blood transfusion, and use of the plastic iodophor drape

Results

Wound infection rate reduction



74% wound infection reduction

Wound infections developed in 21 of 174 patients (12.1%) without the drapes and in 4 of 122 patients with the drapes (3.1%) ($p=0.0096$)

- Multivariate regression analysis showed that a low body mass index (BMI), smoking, and nonuse of the iodophor drapes were independent risk factors for wound infections
- Separation of the iodophor drape from the skin did not occur in any of the patients during the operation
- None of the patients showed evidence of an allergic reaction to iodophor
- Most wound infections were caused by skin organisms, including *Staphylococcus aureus* and *Staphylococcus epidermidis*

Key points

Summary

Plastic adhesive drapes impregnated with iodophor appear to be useful for decreasing intraoperative contamination with skin bacteria, which may decrease the rate of wound infection, although a prospective study is necessary to obtain any definitive conclusions

Bejko et al.

Yoshimura et al.

Rezapoor et al.

Casey et al.

Hesselvig et al.

Incise draping reduces the rate of contamination of the surgical site during hip surgery: A prospective, randomized trial

Rezapoor M, Tan TL, Maltenfort MG, et al. Incise Draping Reduces the Rate of Contamination of the Surgical Site During Hip Surgery: A Prospective, Randomized Trial. *J Arthroplasty*. 2018;33(6):1891-1895.

Study design

Prospective, randomized clinical trial, studying 101 patients undergoing open joint preservation procedure of the hip

Study purpose

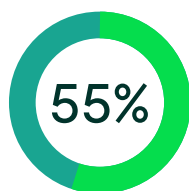
To evaluate the efficacy of iodophor-impregnated adhesive drapes for reducing bacterial count at the incision site

Methods

- Patients without adhesive drapes were significantly more likely to have bacteria present at the time of skin closure, and at all time points when swab cultures were taken
- Half the patients had the adhesive drape applied to the skin prior to incision, while the remainder underwent the same surgery without a drape
- Culture swabs were taken from the surgical site at 5 points (pre-skin preparation, after skin preparation, post- incision, before subcutaneous closure, prior to dressing application) and sent for culture and colony counts
- Mixed-effects logistic regressions were used to estimate effects of time and drape application on contamination rate

Results

Bacterial contamination risk reduction



55% reduction of risk of bacterial colonization of incision site

12% of incisions with iodophor-impregnated adhesive drape and 27% without adhesive drapes were positive for bacterial colonization at closure of surgery (OR=2.38; 95% CI, 1.05–5.26; p=0.031)*

- Patients without an iodophor-impregnated drape were more likely to demonstrate a positive culture (adjusted OR 2.38; 95% CI, 1.053–5.263; p=0.031)*
- Patients without adhesive drapes were significantly more likely to have bacteria present at the time of skin closure, and at all time points when swab cultures were taken
- Patients with no drape have increased odds (adjusted OR 5.89; 95% CI, 1.19–33.33; p=0.030) of bacterial contamination compared to those with drapes that demonstrated no lift off, whereas odds (adjusted OR 2.94; 95% CI, 0.24–33.33; p=0.397) seem to be reduced for patients with drape lift*

*Percentage calculation(s) is/are derived based on relative patient group incident rate reported in this study.

Key points

Summary

- Iodophor-impregnated adhesive draping significantly reduces bacterial colonization of the incision, specifically hip surgery
- Bacterial count at the skin was extremely high in some patients in whom adhesive drapes were not used, raising the possibility that a subsequent surgical site infection or peri-prosthetic joint infection could arise had an implant been utilized
- This study found that baseline bacterial colonization predisposes the patient to an increased likelihood of colonization at later time periods. However, the use of iodophor-impregnated drapes appears to mitigate this risk of colonization. Furthermore, this study found that operative time was independently associated with culture positivity.

Bejko et al.

Yoshimura et al.

Rezapoor et al.

Casey et al.

Hessselvig et al.

Antimicrobial activity and skin permeation of iodine present in an iodine-impregnated surgical incise drape

Casey AL, Karpanen TJ, Nightingale P, et al. Antimicrobial activity and skin permeation of iodine present in an iodine-impregnated surgical incise drape. *J Antimicrob Chemother.* 2015, 70:2255-60.

Study design

Ex vivo study on full-thickness human skin from 20 patients

Study purpose

- To evaluate the antimicrobial efficacy of Ioban 2 Antimicrobial Incise Drape against MRSA in a human skin model
- To assess the presence of iodine from Ioban 2 Antimicrobial Incise Drape in the deeper skin

Methods

- Donor skin was inoculated with either 1×10^3 or 1×10^6 cfu MRSA/cm² skin and mounted on Franz diffusion cells
- Skin was incubated at room temperature for 5 minutes or 18 hours
- The antimicrobial activity was assessed at 5 minutes, 2 hours and 6 hours after drape application, no additional skin antiseptic protocol done
- Permeation of iodine into the skin was determined by assessing iodine concentration in different skin layers by mass spectroscopy (ICP-MS) following application of the incise drape for 6 hours

Results

Bacterial contamination risk reduction

Iodine concentration in skin layers

Skin prep
300 µm

Ioban 2
Antimicrobial
Incise Drape
1000 µm

1×10^3 EMRSA-15 and incubation for 18h:

Application of the iodine-impregnated drape resulted in the recovery of significantly fewer cfu compared with the non-use of a drape ($p=0.014$)

- 1×10^6 EMRSA-15 and incubation for 18h: No significant difference in the number of cfu recovered when an iodine-impregnated or non-antimicrobial-impregnated drape was used or when no drape was used ($p=0.935$)
- 1×10^6 EMRSA-15 and incubation for 5m: Cfu counts were significantly lower for the iodine-impregnated drape than for the non-antimicrobial drape ($p=0.001$) and nonuse of a drape ($p=0.002$) skin permeation
- Iodine concentration in skin layers up to 1000 µm are above MIC and MBC values

Key points

Summary

Iodine-impregnated adhesive incise drapes show antimicrobial activity on the skin surface as well as in deeper skin layers and may help to suppress microbial re-colonization around the surgical site. The use of iodine-impregnated incise drapes is preferable over the use of a standard incise drape or nonuse of a drape.

Bejko et al.

Yoshimura et al.

Rezapoor et al.

Casey et al.

Hessselvig et al.

Does an antimicrobial incision drape prevent intraoperative contamination? A randomized controlled trial of 1,187 patients

Hessselvig AB, Arpi M, Madsen F, Bjarnsholt T, et al; ICON Study Group. Does an Antimicrobial Incision Drape Prevent Intraoperative Contamination? A Randomized Controlled Trial of 1187 Patients. *Clin Orthop Relat Res.* 2020;478(5):1007-1015.

Study design

Prospective, multicenter, randomized clinical trial, of 1,187 patients undergoing primary knee arthroplasty between March 1, 2016 and April 13, 2018

Study purpose

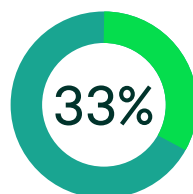
- To evaluate the effectiveness of antimicrobial surgical drapes reducing the risk of intraoperative microbial contamination in patients undergoing primary knee arthroplasty
- To determine if other factors, such as sex, season, age and type of arthroplasty are associated with an increased risk of contamination
- To determine if antimicrobial drape lift increases risk of contamination
- A detailed cost analysis was also completed

Methods

- Participants were patients older than 18 years undergoing primary knee arthroplasty
- Patients were randomly assigned to operation with an antimicrobial drape (intervention group) or operation without (control group)

Results

Bacterial contamination risk reduction



33% reduction of risk of bacterial colonization of incision site*

- 10% contamination detected when iodinated drapes were used vs. 15% when they were not used (OR 0.61; 95% CI, 0.43–0.87, p=0.005)*

Drape lift

Antimicrobial drape lift of more than 10 mm separation from the skin had higher odds of contamination (OR 3.54; 95% CI, 1.64–11.05; p=0.0013)*

*Percentage calculation(s) is/are derived based on relative patient group incident rate reported in this study.

Key points

Summary

- The use of antimicrobial drape resulted in lower contamination risk than operating without an antimicrobial drape
- Procedures in females (OR=0.55; 95% CI, 0.39–0.80; p=0.002) and those performed in the central region were less likely to show contamination (OR=0.45; 95% CI, 0.25–0.78; p=0.006). No other factors were associated with the risk of contamination.*

A growing number of international guidelines recommend the use of antimicrobial drapes over non-antimicrobial drapes

Guidelines are shifting to distinguish between the benefits of antimicrobial and non-antimicrobial incise drapes.

Organization	Key guidance/recommendations
KRINKO (2018) ⁸	<ul style="list-style-type: none"> Increase of surgical site infection due to the non-antiseptically impregnated incision drape is reversed with using an antimicrobial incise drape
APSID (2019) ⁹	<ul style="list-style-type: none"> When using adhesive drapes, do not use non-iodophor-impregnated drapes for surgery as they may increase the risk of surgical site infection In orthopedic and cardiac surgical procedures where adhesive drapes are used, consider using an iodophor-impregnated incise drape, unless the patient has an iodine allergy or other contraindication
NICE (2019) ¹⁰	<ul style="list-style-type: none"> Do not use non-iodophor-impregnated incise drapes routinely for surgery, as they may increase the risk of surgical site infection If an incise drape is required, use an iodophor-impregnated drape unless the patient has an iodine allergy
AORN (2023) ¹¹	<ul style="list-style-type: none"> Do not use adhesive incise drapes without antimicrobial properties. Iodophor-impregnated adhesive incise drapes may be used in accordance with the manufacturer's IFU, unless contraindicated by a patient's allergy to iodine
Organization	Consensus statement for incise drapes
ICM (2018) ¹²	<ul style="list-style-type: none"> Evidence indicates antimicrobial-impregnated incise drapes result in reduction in bacterial colonization of the surgical site. "While bacterial colonization of the incision may predispose to subsequent SSIs/PJIs, there is no literature to demonstrate that the use of incise drapes results in clinical differences in the rates of subsequent PJIs. Many surgeons prefer to utilize draping for physical isolation of sterile from nonsterile regions and to prevent migration of drapes during the procedure."

Throughout the surgical journey, Solventum is here to help

Solventum offers science-based solutions, developed for surgical needs, to help protect patients and staff while helping to deliver optimal outcomes. Every patient, every time.



Patient preparation

- Nasal decolonization
- Preoperative patient warming
- Hair removal



Surgical intervention

- Sterilization assurance
- Vascular access
- Temperature monitoring
- Surgical hand hygiene
- Surgical skin antisepsis
- Antimicrobial incise draping
- Intraoperative patient warming



Patient recovery

- Negative pressure wound therapy with and without instillation
- Postoperative incision management
- Closed-incision negative pressure therapy
- Postoperative patient warming

Orthopedic


Obstetrics/gynecology

General

Vascular/cardiovascular/thoracic

Neurologic/spinal

A broad portfolio of antimicrobial incise drapes for your surgical protocol



Ioban 2 Antimicrobial Incise Drape

- Designed with continuous broad-spectrum antimicrobial activity in the drape adhesive where iodine can't be washed away
- Clinically proven to help reduce the risk of contamination and immobilize bacteria on the skin^{13,14}



3M™ Ioban™ 2 Antimicrobial Incise Drape with Easy Delivery (EZ)

- Polyethylene liner comes off with no tearing, allowing for easy drape application
- Drape and liner feature a full-width handle for control of liner release and drape application














3M™ Ioban™ 2 Antimicrobial Incise Drape Specialty Drapes

- Specialty drapes with integrated Ioban antimicrobial incise film

Orthopedic surgical procedures

Use this chart to see which Ioban 2 Antimicrobial Incise Drape may be appropriate for your surgical application based on product features and dimensions.

Solventum cat no.	Product	Adhesive area	Items/box	Boxes/case	ACL	Arthroscopy	ORIF small extremity	Hip pinning (prox. or distal)	Hip pinning (interlocking nail)	Pediatrics	Podiatry (including ankle)	Spine	Total hip	Total hip (anterior)	Total knee	Total shoulder
 6635	3M™ Ioban™ 2 Antimicrobial Incise Drape	3.875" x 7.875" 10 cm x 20 cm	10	4			■			■	■					
 6640	3M™ Ioban™ 2 Antimicrobial Incise Drape	13" x 13" 34 cm x 35 cm	10	4			■			■	■	■		■		■
 6640EZ	3M™ Ioban™ 2 Antimicrobial Incise Drape EZ	13" x 13" 35 cm x 35 cm	10	4			■			■	■	■		■		■
 6650	3M™ Ioban™ 2 Antimicrobial Incise Drape	22" x 17" 56 cm x 45 cm	10	4	■	■			■	■			■		■	■
 6650EZ	3M™ Ioban™ 2 Antimicrobial Incise Drape EZ	23" x 17" 60 cm x 45 cm	10	4	■	■			■	■			■		■	■
 6648	3M™ Ioban™ 2 Antimicrobial Incise Drape	22" x 23" 56 cm x 60 cm	10	4	■								■		■	
 6648EZ	3M™ Ioban™ 2 Antimicrobial Incise Drape EZ	23" x 23" 60 cm x 60 cm	10	4	■								■		■	
 6651	3M™ Ioban™ 2 Antimicrobial Incise Drape	22" x 33" 56 cm x 85 cm	10	4	■								■		■	
 6651EZ	3M™ Ioban™ 2 Antimicrobial Incise Drape EZ	23" x 33" 60 cm x 85 cm	10	4	■								■		■	
 6617	Isolation Drape with 3M™ Ioban™ 2 Antimicrobial Incise Film and Pouch	Overall size: 125" x 83" 320 cm x 213 cm Adhesive size: 19" x 9.37" 50 cm x 24 cm	5	4				■								
 6619	Large Isolation Drape with 3M™ Ioban™ 2 Antimicrobial Incise Film and Pouch	Overall size: 129" x 100" 378 cm x 254 cm Adhesive size: 27" x 12" 70 cm x 32 cm	5	1				■	■							

■ Specialty incise drape for your application
■ Secondary option

Orthopedic

Obstetrics/gynecology










General

Vascular/cardiovascular/thoracic

Neurologic/spinal

OB/GYN surgical procedures

Use this chart to see which Ioban 2 Antimicrobial Incise Drape may be appropriate for your surgical application based on product features and dimensions.

Solventum cat no.	Product	Adhesive area	Items/box	Boxes/case	Open abdominal/pelvic surgery	C-section
 6650	3M™ Ioban™ 2 Antimicrobial Incise Drape	22" x 17" 56 cm x 45 cm	10	4	■	
 6650EZ	3M™ Ioban™ 2 Antimicrobial Incise Drape EZ	23" x 17" 60 cm x 45 cm	10	4	■	
 6648	3M™ Ioban™ 2 Antimicrobial Incise Drape	22" x 23" 56 cm x 60 cm	10	4	■	
 6648EZ	3M™ Ioban™ 2 Antimicrobial Incise Drape EZ	23" x 23" 60 cm x 60 cm	10	4	■	
 6657	3M™ Steri-Drape™ Pouch with Ioban™ 2 Incise Film	Overall size: 34" x 29" 89 cm x 76 cm Incise area: 11" x 11" 30 cm x 30 cm	10	4		■
 6658	3M™ Steri-Drape™ Pouch with Ioban™ 2 Incise Film	Overall size: 30" x 30" 76 cm x 76 cm Incise area: 13" x 17" 33 cm x 43 cm	5	4		■
 6659	3M™ Steri-Drape™ Pouch with Ioban™ 2 Incise Film	Overall size: 29" x 34" 74 cm x 87 cm Incise area: 16" x 20" 43 cm x 52 cm	5	4		■
 6697	Cesarean Section Sheet with 3M™ Ioban™ 2 Antimicrobial Incise Pouch	Overall size: 100" x 115" 254 cm x 292 cm Adhesive size: 12" x 12" 30 cm x 30 cm	5	1		■
 6697CA	Steri-Drape™ Cesarean Section Sheet with 3M™ Ioban™ 2 Antimicrobial Incise Pouch and Clear Screen	Overall size: 100" x 118" 254 cm x 300 cm Adhesive size: 12" x 12" 30 cm x 30 cm	5	1		■

■ Specialty incise drape for your application

■ Secondary option

Orthopedic

Obstetrics/gynecology








General

Vascular/cardiovascular/thoracic

Neurologic/spinal

General surgical procedures

Use this chart to see which Ioban 2 Antimicrobial Incise Drape may be appropriate for your surgical application based on product features and dimensions.

Solventum cat no.	Product	Adhesive area	Items/box	Boxes/case	Abdominal-perineal resection	Open appendectomy	Open colon resection	Open hernia repair	Laparotomy	Liver transplant	Kidney transplant
 6661EZ	3M™ Ioban™ 2 Antimicrobial Incise Drape EZ	10.5" x 8" 26 cm x 20 cm	50	2							
 6640	3M™ Ioban™ 2 Antimicrobial Incise Drape	13" x 13" 34 cm x 35 cm	10	4		■		■			
 6640EZ	3M™ Ioban™ 2 Antimicrobial Incise Drape EZ	13" x 13" 35 cm x 35 cm	10	4		■		■			
 6650	3M™ Ioban™ 2 Antimicrobial Incise Drape	22" x 17" 56 cm x 45 cm	10	4	■	■	■	■	■	■	■
 6650EZ	3M™ Ioban™ 2 Antimicrobial Incise Drape EZ	23" x 17" 60 cm x 45 cm	10	4	■		■		■	■	■
 6648	3M™ Ioban™ 2 Antimicrobial Incise Drape	22" x 23" 56 cm x 60 cm	10	4			■		■		
 6648EZ	3M™ Ioban™ 2 Antimicrobial Incise Drape EZ	23" x 23" 60 cm x 60 cm	10	4			■		■		

■ Specialty incise drape for your application

■ Secondary option

Orthopedic

Obstetrics/gynecology












General

Vascular/cardiovascular/thoracic

Neurologic/spinal

Vascular/cardiovascular/thoracic surgical procedures

Use this chart to see which Ioban 2 Antimicrobial Incise Drape may be appropriate for your surgical application based on product features and dimensions.

Solventum cat no.	Product	Adhesive area	Items/box	Boxes/case	Open abdominal aortic aneurysm (AAA)	AV fistula	Coronary artery bypass (CAB)	Coronary artery bypass with graft (CABG)	Carotid endarterectomy	Embolectomy	Femoropopliteal bypass	Lobectomy	Valve replacement	Pacemaker
	6635 3M™ Ioban™ 2 Antimicrobial Incise Drape	3.875" x 7.875" 10 cm x 20 cm	10	4		■			■	■				
	6661EZ 3M™ Ioban™ 2 Antimicrobial Incise Drape EZ	10.5" x 8" 26 cm x 20 cm	50	4		■			■	■				■
	6650 3M™ Ioban™ 2 Antimicrobial Incise Drape	22" x 17" 56 cm x 45 cm	10	4								■		
	6650EZ 3M™ Ioban™ 2 Antimicrobial Incise Drape EZ	23" x 17" 60 cm x 45 cm	10	4								■		
	6648 3M™ Ioban™ 2 Antimicrobial Incise Drape	22" x 23" 56 cm x 60 cm	10	4			■	□				■	■	
	6648EZ 3M™ Ioban™ 2 Antimicrobial Incise Drape EZ	23" x 23" 60 cm x 60 cm	10	4			■	□				■	■	
	6651 3M™ Ioban™ 2 Antimicrobial Incise Drape	22" x 33" 56 cm x 85 cm	10	4	■		■	□			■			
	6651EZ 3M™ Ioban™ 2 Antimicrobial Incise Drape EZ	23" x 33" 60 cm x 85 cm	10	4	■		■	□			■			
	6677 Cardiovascular Sheet with 3M™ Ioban™ 2 Antimicrobial Incise Film	Overall area: 100" x 150" 254 cm x 381 cm Adhesive area: 16" x 38" 41 cm x 97 cm	6	1			■	□					■	
	6681 Cardiovascular Drape with 3M™ Ioban™ 2 Antimicrobial Incise Film	Overall area: 100" x 151" 254 cm x 384 cm Adhesive area: 16" x 61" 41 cm x 154 cm	8	1			n/a	■						
	6682 Cardiovascular Drape	Overall area: 130" x 39" 330 cm x 100 cm Adhesive area: 30" x 17" 78 cm x 43 cm	8	1	■		■						■	

■ Specialty incise drape for your application ■ Secondary option

□ If not using the 3M™ Steri-Drape™ Cardiovascular Sheet with 3M™ Ioban™ 2 Antimicrobial Incise Film 6681, you could use the Steri-Drape Cardiovascular Sheet with Ioban 2 Antimicrobial Incise Film 6677 in combination with either the large Ioban 2 Antimicrobial Incise Drape 6648/6648EZ or extra-large Ioban 2 Antimicrobial Incise Drape 6651/6651EZ.

Orthopedic

Obstetrics/gynecology











General



Vascular/cardiovascular/thoracic

Neurologic/spinal

Neurologic/spinal surgical procedures

Use this chart to see which Ioban 2 Antimicrobial Incise Drape may be appropriate for your surgical application based on product features and dimensions.

Solventum cat no.	Product	Adhesive area	Items/box	Boxes/case	Craniotomy	VP shunt	Spinal surgery
 6640	3M™ Ioban™ 2 Antimicrobial Incise Drape	13" x 13" 34 cm x 35 cm	10	4			
 6640EZ	3M™ Ioban™ 2 Antimicrobial Incise Drape EZ	13" x 13" 35 cm x 35 cm	10	4			
 6687	Craniotomy Drape with 3M™ Ioban™ 2 Antimicrobial Incise Pouch	Overall area: 77" x 160" 196 cm x 406 cm Adhesive area: 14.5" x 8.43" 36.8 cm x 21.4 cm	10	1			

-  Specialty incise drape for your application
-  Secondary option

References

1. Anderson DJ, Podgorny K, Berrios-Torres SI, et al. Strategies to prevent surgical site infections in acute care hospitals: 2014 Update. *Infect Control Hosp Epidemiol.* 2014;35(6):605–27.
2. Alliance of Wound Care Stakeholders 3/25/2020. <https://iwoundsnews.com/alliance-of-wound-care-stakeholders-wound-care-covid-19/>
3. Dowsett C. Breaking the cycle of hard-to-heal wounds: balancing cost and care. *Wounds Int.* 2015;6(2):17–21.
4. Hesselvig AB, Arpi M, Madsen F, Bjarnsholt T, et al; ICON Study Group. Does an Antimicrobial Incision Drape Prevent Intraoperative Contamination? A Randomized Controlled Trial of 1187 Patients. *Clin Orthop Relat Res.* 2020;478(5):1007-1015.
5. Rezapoor M, Tan TL, Maltenfort MG, Parvizi J: Incise Draping Reduces the Rate of Contamination of the Surgical Site During Hip Surgery: A Prospective, Randomized Trial. *J Arthroplasty* 2018, 33:1891-5.
6. Bejko J, Tarzia V, Carrozzini M, et al. Comparison of Efficacy and Cost of Iodine Impregnated Drape vs. Standard Drape in Cardiac Surgery: Study in 5100 Patients. *J Cardiovasc Transl Res* 2015, 8:431-7.
7. Sworn K, Poku E, Thokala P, et al. Effectiveness of iodine-impregnated incise drapes for preventing surgical site infection in patients with clean or clean contaminated wounds: A systematic literature review and cost-consequence analysis. *J Perioper Pract* 2023:17504589221139603.
8. KRINKO Surgical Site Infection Prevention Guidelines, 2018.
9. Asia Pacific Society of Infection Control Guidelines for the Prevention of Surgical Site Infections, 2019.
10. National Institute of Health and Care Excellence (NICE). Surgical site infections: prevention and treatment. (NG125) Published April 11, 2019. Accessed May 3, 2022.
11. Cowperthwaite L. AORN Guidelines for Perioperative Practice 2022. Denver, CO: Association for Perioperative Registered Nurses, 2022.
12. Atkins GJ, Alberdi MT, Beswick A, et al. *J Arthroplasty.* 2019;34(2S):S85-S92.
13. Dewan PA, Van Rij AM, Robinson RG, et al. The use of an iodophor-impregnated plastic incise drape in abdominal surgery – a controlled clinical trial. *ANZ J Surg.* 1987;57:859-63.
14. French ML, Eitzen HE, Ritter MA. The plastic surgical adhesive drape: an evaluation of its efficacy as a microbial barrier. *Ann Surg.* 1976;184:46-50.

For more information about how Ioban 2 Antimicrobial Incise Drapes can help you fight SSIs, contact your Solventum account representative or visit [Solventum.com](https://www.solventum.com).



Solventum Medical Surgical
1750 Yankee Doodle Road
Eagan, MN 55121
USA

Phone 800-228-3957
Web [Solventum.com](https://www.solventum.com)

© Solventum 2026. Solventum and the S logo are trademarks of Solventum or its affiliates. 3M is a trademark of 3M. All other trademarks are owned by their respective owners.