

3M™ Tegaderm™ CHG Chlorhexidine Gluconate Gel Pad 1664

Engineered for versatility and antimicrobial protection, Tegaderm CHG Chlorhexidine Gluconate Gel Pad features an easy to use design to protect insertion sites of a wide variety of percutaneous devices.

Transparent CHG gel pad

Provides antimicrobial protection and site visibility. No additional moisture is required to activate. Absorbs fluid.*

Highly breathable film

Helps release moisture.

Pre-cut slit

Conforms to a variety of percutaneous devices.

Adhesive border

Gentle, yet strong adherence to skin.

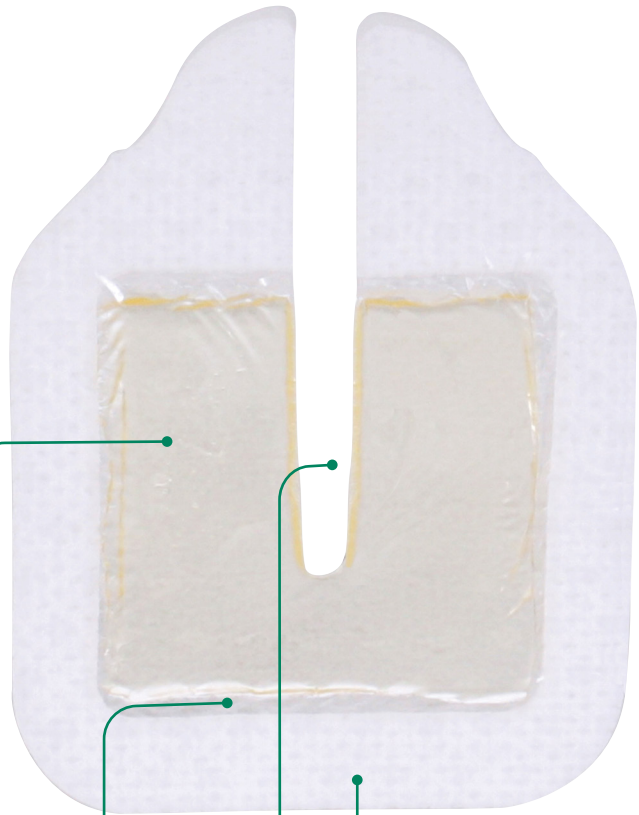


Image has been enlarged to show detail.

Antimicrobial protection

Activates immediately and is proven to reduce skin flora and suppress its regrowth for over 7 days.¹ Effective against a variety of Gram-positive, Gram-negative bacteria, yeast and mold.² Can absorb blood and fluid without compromising antimicrobial protection.

Versatility

Conforms around a wide variety of percutaneous devices (up to 40 FR) and stays in contact with skin around the insertion site.

Site visibility

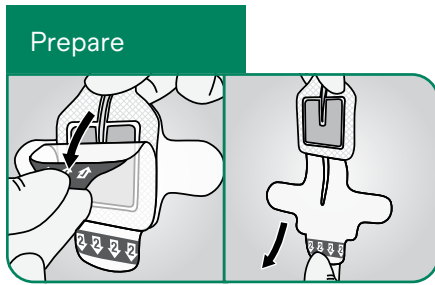
Transparency allows continuous visualization over the insertion site for early identification of complications.

*Bench testing shows that CHG gel pad can absorb 8x its weight in saline and 3x its weight in blood.

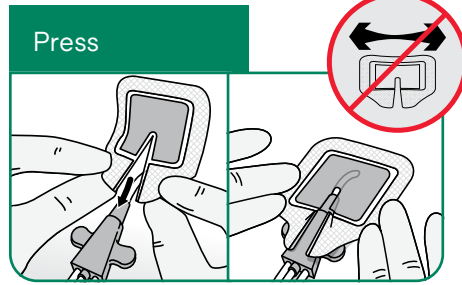
1. *In vivo* time kill of normal skin flora, EM-05-136567, EM-05-000803.

2. *In vitro* testing of antimicrobial efficacy, EM-05-666609, EM-05-666611. No clinical correlations are intended with *in vitro* testing.

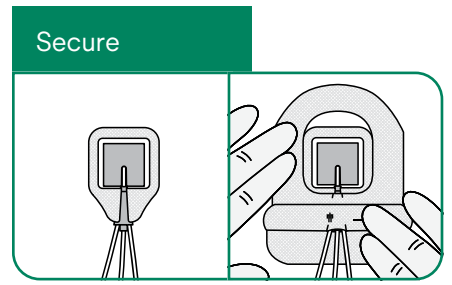
3M™ Tegaderm™ CHG Chlorhexidine Gluconate Gel Pad can be used for a variety of vascular applications. Follow the below instructions for application and removal:



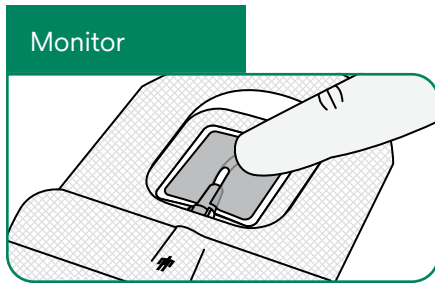
Prepare site according to facility protocol. Ensure site is completely dry. Remove liner 1, then liner 2 as shown above.



Place CHG gel pad around the device, covering the catheter insertion site and ensuring that the device rests upon the slit of the gel pad. Do not stretch during application. Apply firm pressure to enhance adhesion.



According to facility protocol, secure the catheter with the appropriate transparent dressing (e.g. 3M™ Tegaderm™ HP, 3M™ Tegaderm™ Diamond, 3M™ Tegaderm™ I.V. Port, 3M™ Tegaderm™ I.V. Advanced Securement).

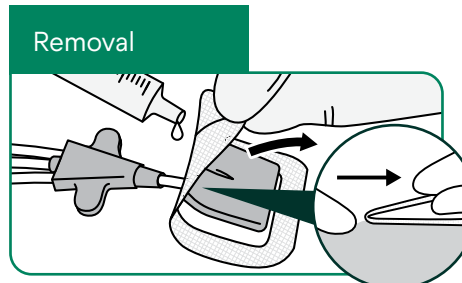


Inspect the CHG gel pad daily and change as necessary, in accordance with facility protocol.

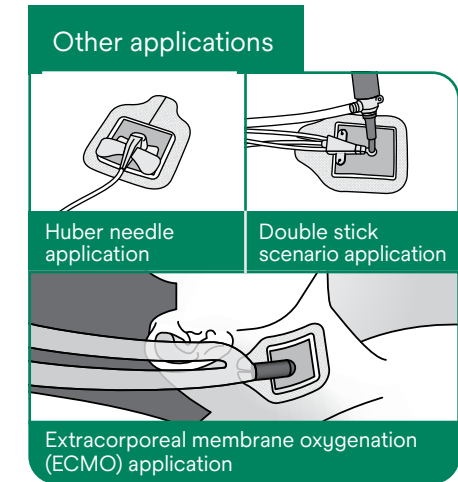
Change the dressing:

- At least every 7 days, or according to facility protocol
- If the gel pad remains displaced when pressed with a gloved finger
- If the gel pad is saturated, when the dressing becomes loose or soiled, or in cases where there is swelling, visible drainage, or lost visibility
- If active bleeding or blood is present outside the gel pad

Gel pad is not intended to absorb large quantities of blood or drainage. Cover and protect gel pad during patient bathing or showering.




When the CHG gel pad is exposed, grasp a corner of the gel pad and dressing film together between thumb and forefinger. Apply a few drops of sterile saline or alcohol if needed to facilitate removal of gel pad. CHG gel pad may remain attached to the transparent dressing during removal. Stretch release of the film may be required to help release film dressing from CHG gel pad.



Note: Secure with the appropriate cover dressing, per facility protocol.

Ordering information

Product	Product number	CHG gel pad size	Dressing size	Dressings/ box	Boxes/case
	1664	1 9/50 in x 1 9/50 in	2 11/25 in x 1 47/50 in	25	4

Important Safety Information for Tegaderm CHG Chlorhexidine Gluconate Gel Pad

Do not use Tegaderm CHG Gel Pad on premature infants or infants younger than two months of age. Use of this product on premature infants may result in hypersensitivity reactions or necrosis of the skin. The safety and effectiveness of Tegaderm CHG Gel Pad has not been established in children under 18 years of age. For full prescribing information, see the Instructions for Use (IFU). Rx Only.

Refer to product Instructions for Use for other important information.



Visit Go.Solventum.com/IVSMTraining to find product training resources for all Solventum IV care solutions.



Solventum Medical Surgical

Phone 1-800-228-3957
Web Go.Solventum.com/Medical

© Solventum 2026. Solventum and the S logo are trademarks of Solventum or its affiliates. 3M is a trademark of 3M. Other trademarks are the property of their respective owners.

70-2011-7982-0