

# Evidence-based solution helps reduce risk.

Discover how 3M™ Ioban™ 2 Antimicrobial Incise Drapes effectively help prevent wound contamination.

Evidence shows that applying an antimicrobial incise drape is a critical step in reducing the risk of wound contamination that may be associated with Surgical Site Infection (SSI).



**Problem:** A major source of surgical site infections is microorganisms on a patient's own skin.<sup>1,2</sup>

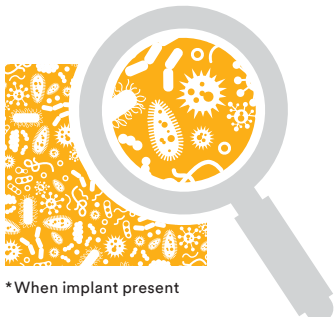


**Bacteria on patients' skin can lead to SSIs.<sup>1,2</sup>**

The skin can contain  
**over 1 million bacteria**  
per sq. cm.<sup>3</sup>

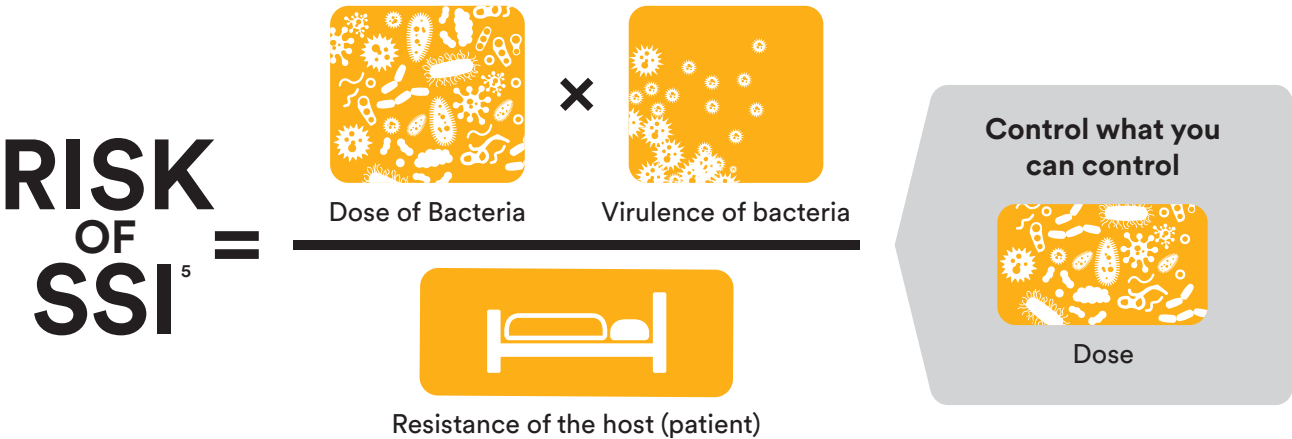


As few as  
**10 microbes**  
per sq. cm\*  
**can cause an SSI.<sup>4</sup>**



\*When implant present

**Solution:** By reducing the number of microorganisms, we can help reduce the risk of infection. The variable we can most affect is the dose of bacteria on the patient's skin.

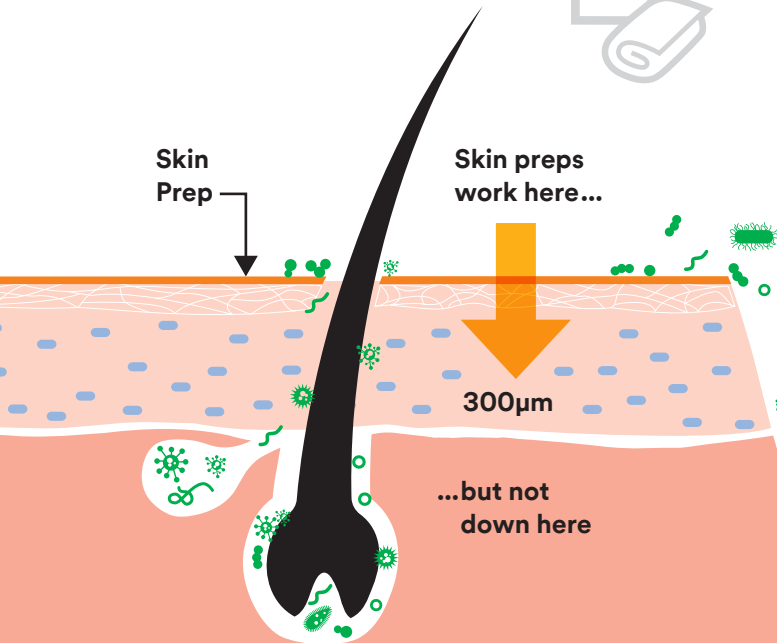


**Problem:** Preps alone are not enough.

There are always residual microbes on the skin surface, and bacteria in deeper skin layers and in hair follicles that can migrate to the skin surface.

Skin preps are antimicrobial and reduce the number of microbes on the skin surface, but bacteria in the deeper layers may remain.

Gloves and instruments that touch the skin can transfer bacteria into the incision and increase the patient's risk of infection.

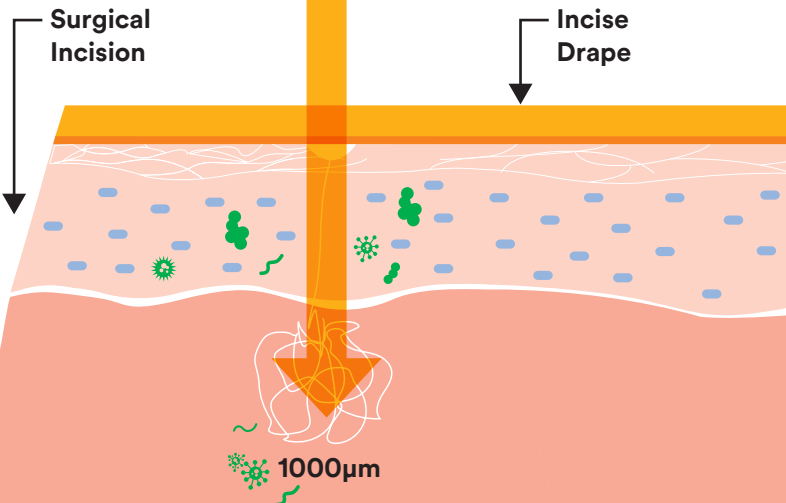


**Solution:** Use an antimicrobial incise drape.

To help prevent contamination and create a sterile surface, you need more than a surgical prep to help prevent residual microbes from getting into the incision.

Iodine in a 3M™ Ioban™ 2 Antimicrobial Incise Drape is present in the deeper layers of the skin.

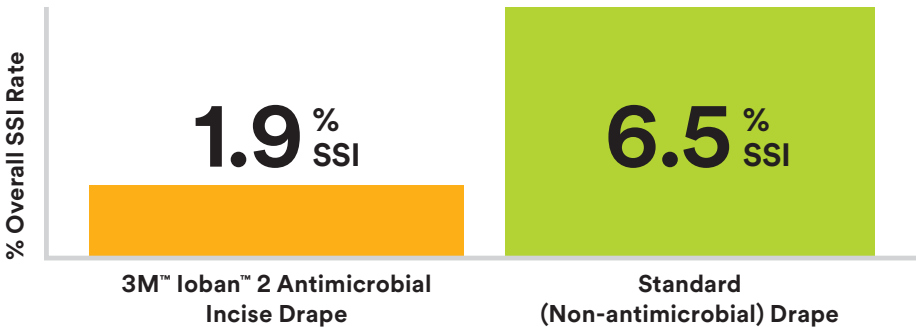
In a recent ex vivo study on human skin, the iodine in a 3M™ Ioban™ 2 Antimicrobial Incise Drape was shown to be present at concentrations effective against methicillin-resistant *Staphylococcus aureus* (MRSA) at a depth of 1000 microns, reaching the deeper layers of the skin where hair follicles are present.<sup>6</sup>



Recent studies show the effectiveness of using an antimicrobial incise drape in surgery.

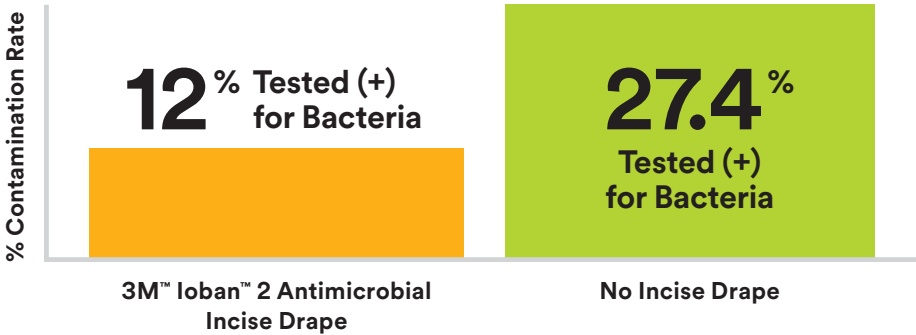
Evidence: 3M™ Ioban™ 2 Antimicrobial Incise Drape was shown to be a cost effective intervention associated with a significantly lower incidence of overall SSI<sup>7</sup> (P=.001).

The rate of SSIs was reduced by 71%.  
This delivered overall cost savings of \$828,000 or about \$1,025 per patient.



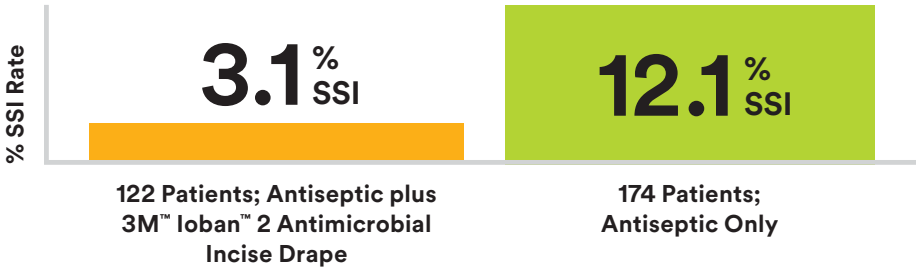
Evidence: 3M™ Ioban™ 2 Antimicrobial Incise Drapes were shown to be significantly more effective at reducing microbial contamination vs. using no drape<sup>8</sup> (P=.031).

Rate of contamination at the incision site after surgery was significantly reduced.







Evidence: Using a 3M™ Ioban™ 2 Antimicrobial Incise Drape showed significant reduction in infection rate compared to using no incise drape<sup>9</sup> (P=.01).

Wound infection rate was significantly reduced.



Guidelines are shifting to distinguish between the benefits of antimicrobial and non-antimicrobial incise drapes.

Organization	Key Guidance /Recommendations
<div>AORN</div> <div>(2018)<sup>10</sup></div> <div></div>	Adhesive incise drapes without antimicrobial properties should not be used. Iodophor-impregnated adhesive incise drapes may be used in accordance with the manufacturer’s IFU, unless contraindicated by a patient’s allergy to iodine. [1: Strong Evidence]
<div>APSIC</div> <div>(2018)<sup>11</sup></div>	<ul style="list-style-type: none"><li>When using adhesive drapes, do not use non-iodophor-impregnated drapes for surgery as they may increase the risk of surgical site infection. (IE)</li><li>In orthopaedic and cardiac surgical procedures where adhesive drapes are used, consider using an iodophor-impregnated incise drape, unless the patient has an iodine allergy or other contraindication. (IIB)</li></ul>
<div>NICE</div> <div>(2008, updated in 2017)<sup>12</sup></div> <div></div>	<ul style="list-style-type: none"><li>Do not use non-iodophor-impregnated incise drapes routinely for surgery as they may increase the risk of surgical site infection.</li><li>If an incise drape is required, use an iodophor-impregnated drape unless the patient has an iodine allergy.</li></ul>
<div>NHMRC</div> <div>(2010)<sup>13</sup></div> <div></div>	<ul style="list-style-type: none"><li>Do not use non-iodophor-impregnated incise drapes routinely for surgery as they may increase the risk of surgical site infection.</li><li>If an incise drape is required, use an iodophor-impregnated drape unless the patient has an iodine allergy.</li></ul>
<div>KRINKO</div> <div>(2018)<sup>14</sup></div> <div></div>	Increase of SSI due to the non-antiseptically impregnated incision drape is reversed with using an antimicrobial incise drape.

Infection Prevention. Proven patient protection.

3M™ Ioban™ 2 Antimicrobial Incise Drapes provide a sterile surface at the beginning of surgery to help reduce the risk of contamination. Make Ioban 2 Antimicrobial Incise Drapes a part of your surgical program to help prevent SSIs.

Visit [go.3m.com/IobanDrapes](https://go.3m.com/IobanDrapes) to download the clinical evidence summaries.



Medical Solutions Division  
3M Health Care  
2510 Conway Avenue  
St. Paul, MN 55144-1000 USA  
800-228-3957  
[www.3M.com/medical](http://www.3M.com/medical)

Please recycle. Printed in USA  
© 3M 2018. All rights reserved.  
70-2011-7162-9

1. Cheadle WG. Risk factors for surgical site infection. *Surg Infect*. 2006;7(s1):s7-s11.  
2. Reichman DE, Greenberg JA. Reducing surgical site infections: a review. *Rev Obstet Gynecol*. 2009;2:212-21.  
3. Percival SL, Emanuel C, Cutting KF, Williams DW. Microbiology of the skin and the role of biofilms in infection. *Int Wound J*. 2012;9:14-32.  
4. Feldman G, Fertala A, Freeman T, et al. Recent advances in the basic orthopedic sciences: osteoarthritis, infection, degenerative disc disease, tendon repair and inherited skeletal diseases. In: Austin MS, Klein GR, ed. *Recent Advances in Orthopedics*. 1st ed. New Delhi: Jaypee Brothers Medical Publishers (P) Ltd; 2014:256.  
5. Mangram AJ, Horan TC, Pearson ML, Silver LC, Jarvis WR. Guideline for prevention of surgical site infection, 1999. *Infect Control Hosp Epidemiol*. 1999; 20:247-78.  
6. Casey AL, Karpanen TJ, Nightingale P, Conway BR, Elliott TSJ. Antimicrobial activity and skin permeation of iodine present in an iodine-impregnated surgical incise drape. *J Antimicrob Chemother*. 2015;70:2255-60.  
7. Bejko J, Tarsia V, Carrozzini M, et al. Comparison of efficacy and cost of iodine impregnated drape vs. standard drape in cardiac surgery: study in 5100 patients. *J Cardiovasc Transl Res*. 2015;8:431-7.  
8. Rezapoor M, Tan TL, Maltenfort MG, Parvizi J. Incise draping reduces the rate of contamination of the surgical site during hip surgery: a prospective, randomized trial. *J Arthroplasty*. 2018;33:1891-5.  
9. Yoshimura Y, Kubo S, Hirohashi K, et al. Plastic iodophor drape during liver surgery operative use of the iodophor-impregnated adhesive drape to prevent wound infection during high risk surgery. *World J Surg*. 2003;27:685-8.  
10. Association of periOperative Registered Nurses (AORN). Guideline for sterile technique [DRAFT 2018].  
11. Asia Pacific Society of Infection Control. The APSIC guidelines for the prevention of surgical site infections. <http://apsic-apac.org/wp-content/uploads/2018/05/APSIC-SSI-Prevention-guideline-March-2018.pdf>. Published March, 2018. Accessed August 23, 2018  
12. National Institute for Health and Clinical Excellence. Prevention and treatment of surgical site infection. Clinical Guideline. <https://www.nice.org.uk/guidance/cg74/evidence/full-guideline-242005933>. Published October 22, 2008. Updated February, 2017. Accessed August 23, 2018  
13. National Health and Medical Research Council. Australian guidelines for the prevention and control of infection in healthcare. <https://www.nhmrc.gov.au/book/australian-guidelines-prevention-and-control-infection-healthcare-2010/b4-3-4-considerations-du>. Published 2010. Updated January 10, 2010. Accessed August 23, 2018.  
14. Commission for Hospital Hygiene and Infection Prevention (KRINKO) at RKI, Prevention of postoperative wound infections. 2018.

3M and Ioban are trademarks of 3M.  
Used under license by 3M subsidiaries and affiliates.